

Mobile Crane/Grue mobile **LTM 1120-4.1**

Preliminary
Préliminaire

There's nothing more on 4



135 USt



217 ft



210 ft



308 ft



LIEBHERR

Table of content

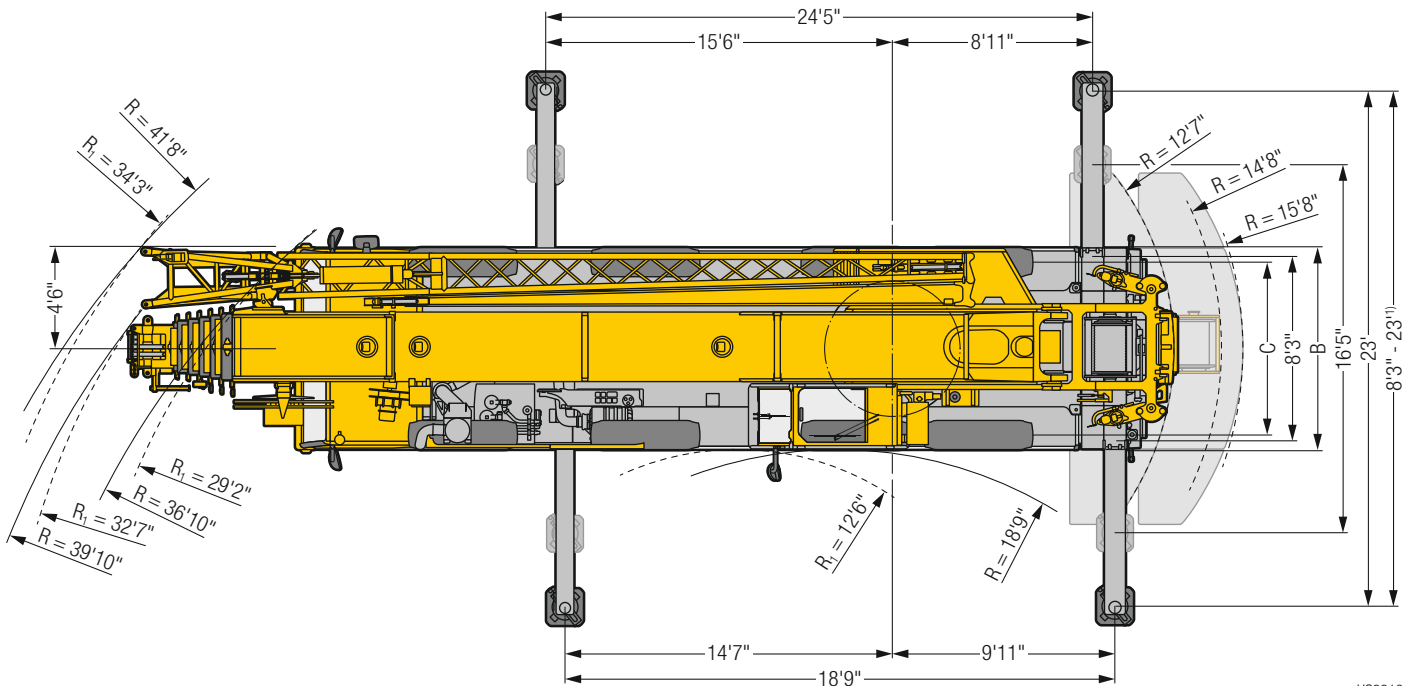
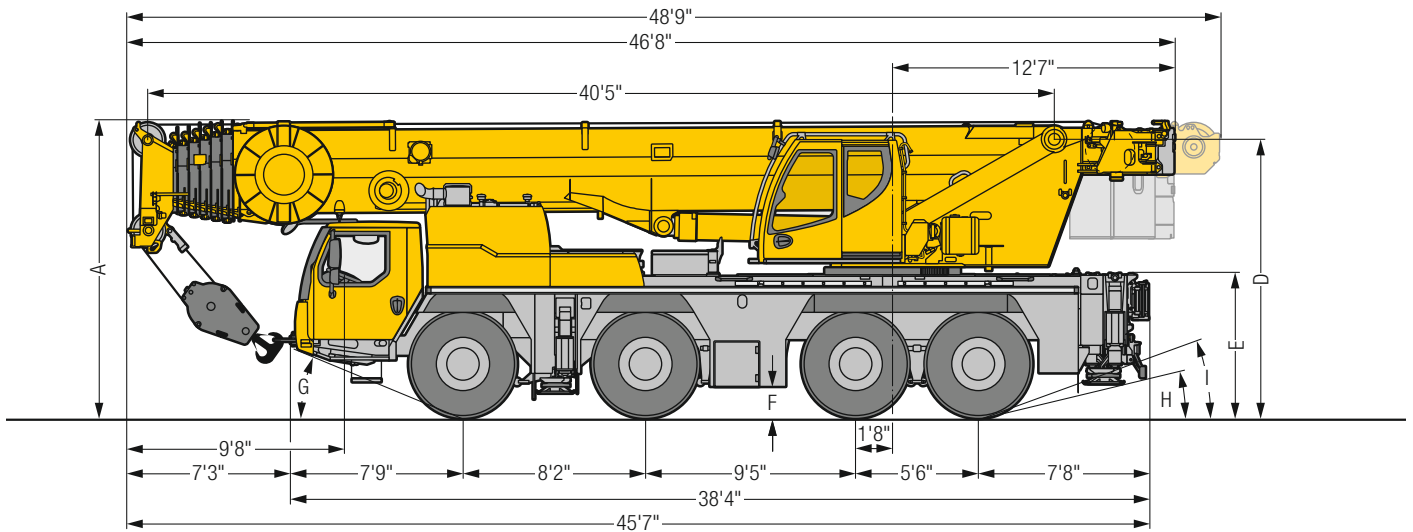
Tables des matières

Technical Data

Caractéristiques technique

Dimensions Encombrement		3
Mobile Crane Grue mobile		4 – 5
Weights Poids	Working speeds Vitesses	6
VarioBallast Counterweight radius Rayon de contrepoids	Counterweight Contrepoids	7
On-road driving Déplacement sur route	Jobsite driving Déplacement sur chantier	8
Boom/jib combinations Configurations de flèche		9
T		10 – 15
TNZK		16 – 20
TVNZK		21 – 25
TK		26 – 27
Equipment Équipement		28 – 29
Description of symbols Explication des symboles		30
Remarks Remarques		31


Dimensions Encombrement



US3319

R₁ = All-wheel steering · Direction toutes roues ¹⁾ only with VarioBase® · seulement avec VarioBase®

Dimensions/Encombrement

	A	A	B	C	D	E	F	G	H	I
		4" *								
445/95 R 25 (16.00 R 25)	13'1"	12'10"	9'	7'7"	12'4"	6'3"	1'3"	23°	13°	20°
525/80 R 25 (20.5 R 25)	13'1"	12'10"	9'6"	7'9"	12'4"	6'3"	1'3"	23°	13°	20°

* lowered · abaissé

Mobile Crane/Grue mobile

LTM 1120-4.1



217 ft



35 ft – 62 ft



23 ft



9.5 ft



68,300 lb

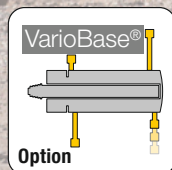
€COmode

€COdrive

TRAXON



VarioBallast®




VarioBase®

Option


Counterweight Contrepoids

Fast changing system for various driving situations
Système de changement rapide pour les configurations
de conduite les plus diverses

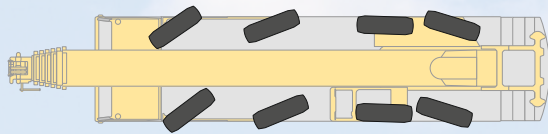



Option





Integrated storage areas for the daily operation
Rangements intégrés pour l'usage quotidien



Variable steering concept
Concept de direction variable



Weights Poids



Hook block/Moufles à crochet

181,200 lb	7	12	2,750 lb
167,300 lb	5	11	2,000 lb
109,550 lb	3	7	1,550 lb
48,500 lb	1	3	1,000 lb
16,300 lb	–	1	550 lb

Working speeds Vitesses

Crane carrier/Châssis porteur

445/95 R 25 (16.00 R 25) 525/80 R 25 (20.5 R 25)	0.3	53	56.5 %

Theoretical gradeability/Aptitude théorique en pente

	12 / R2
	4 / R2

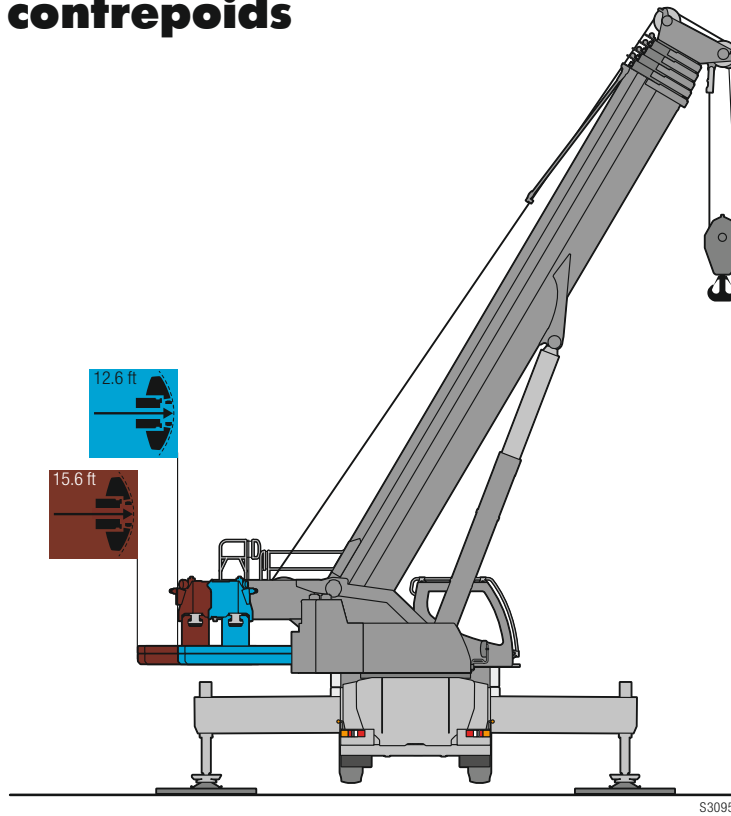
Crane superstructure/Partie tournante

	0 – 381 ft/min single line ft/min au brin simple	0.74"	820 ft	16.635 lb
	0 – 381 ft/min single line ft/min au brin simple	0.74"	820 ft	16.635 lb
	0 – 1.8 min ⁻¹			
	approx. 50 seconds to reach 83° boom angle env. 50 s jusqu'à 83°			
	approx. 420 seconds for boom extension from 40 ft – 217 ft env. 420 s pour passer de 40 ft – 217 ft			

VarioBallast

Counterweight radius

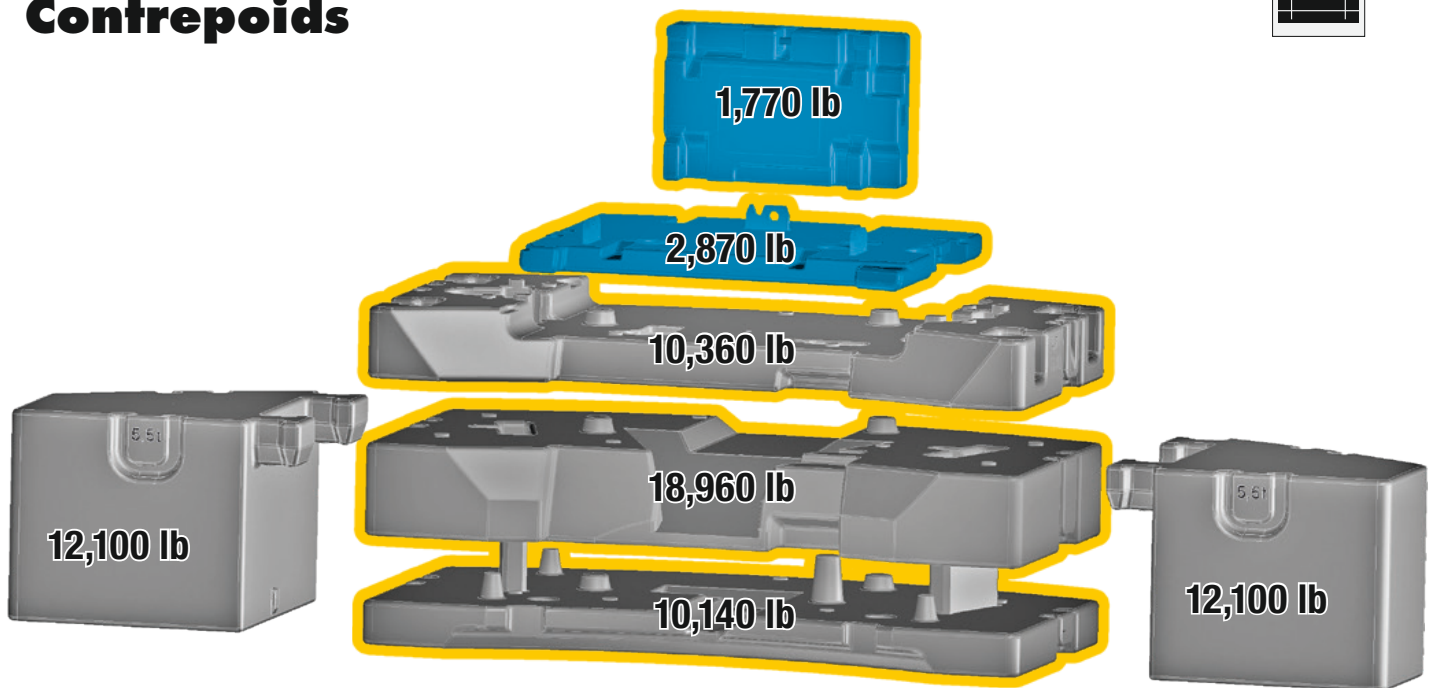
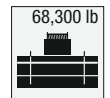
Rayon de contrepoids



S3095

Counterweight

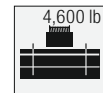
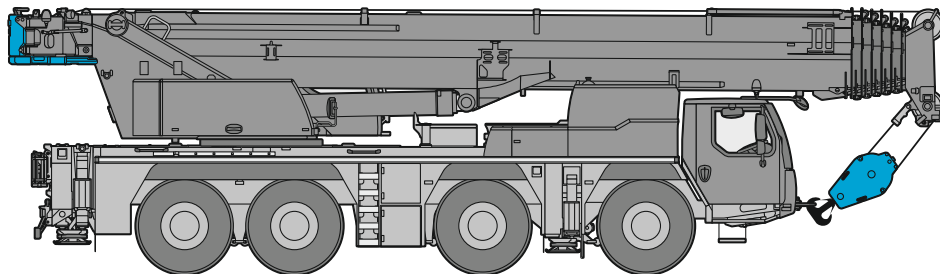
Contrepoids



— 22,050 lb axle load
22,050 lb de charge par essieu

— Technically transportable
Transport techniquement simplifié

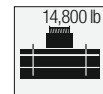
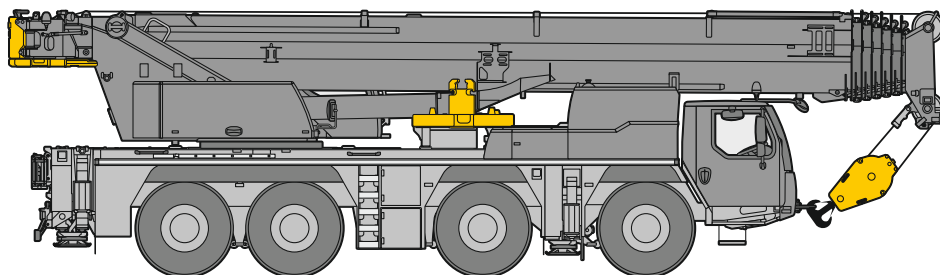
On-road driving Déplacement sur route



≤ 105,600 lb

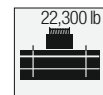
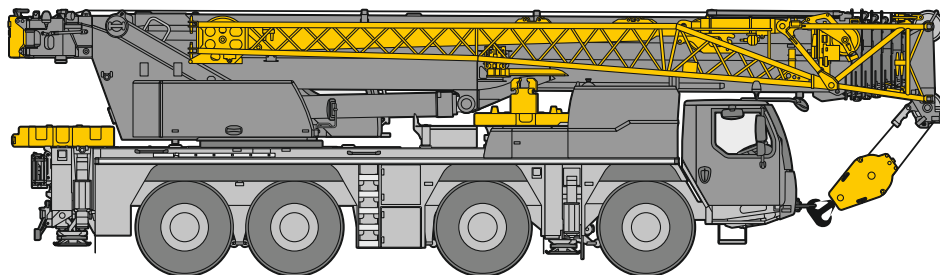
≤ 26,400 lb ≤ 26,400 lb ≤ 26,400 lb ≤ 26,400 lb

Jobsite driving Déplacement sur chantier



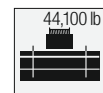
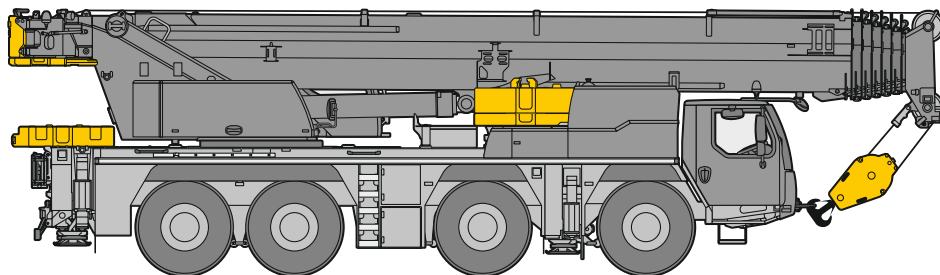
≤ 117,000 lb

≤ 28,700 lb ≤ 28,700 lb ≤ 29,800 lb ≤ 29,800 lb



≤ 127,900 lb

≤ 32,000 lb ≤ 32,000 lb ≤ 32,000 lb ≤ 32,000 lb



≤ 145,600 lb

≤ 36,400 lb ≤ 36,400 lb ≤ 36,400 lb ≤ 36,400 lb

US3342.01

Boom/jib combinations Configurations de flèche

- T** Telescopic boom/Flèche télescopique
- K/NZK** Mechanical/hydraulic swing away jib/Fléchette pliante mécanique/hydraulique
- V** Telescopic boom extension
Rallonge de flèche télescopique
- K** Mechanically adjustable assembly jib
Fléchette de montage réglable mécaniquement



T
10 – 15

TK/TNZK
16 – 20

TVK/TVNZK
21 – 25

TK
26 – 27

S3346

Lifting capacities

Forces de levage

T



85%

Preliminary
Préliminaire

	40 ft	54 ft	68 ft	81 ft	95 ft	108 ft	121 ft	135 ft	148 ft	162 ft	176 ft	189 ft	196 ft	201 ft	202 ft	207 ft	214 ft	217 ft		
	*																			
10	264.6	153.2	140	141.4	141	127.6													10	
11	202.1	153.2	140	141.4	141	138.5													11	
12	162.1	151.5	140	141.4	140.8	137.2													12	
13	155.1	147.2	140	140	135.5	129.8	114.9												13	
14	147.1	140.7	138.7	133.7	128.7	123.2	114.5												14	
15	139.2	134.6	131.4	127.5	123.4	117.7	109.6	89.8											15	
16	132.4	128.8	125.5	121.3	116.9	110.8	104.4	92.8											16	
17	126.9	123.3	121.2	116.4	112.6	106.3	101.3	92.6											17	
18	122.1	118.2	116.7	112	108.6	102.4	98.6	91.7											18	
19	117.6	113.5	112.6	108	104.7	99.7	95.7	89.7	75.5										19	
20	113.3	109.1	108.6	104.3	101.7	96.9	92.8	87.9	75.3										20	
22	105.3	101.1	101.9	98.9	95.3	90.9	87.3	82.7	74.9	60.7									22	
24	98	94	95.5	92.9	89.3	87.7	83.1	78.3	73.4	60.6	47.3								24	
26	90.9	87.8	89.5	88.3	85.3	83	78.6	74.2	70.4	60.3	48.9								26	
28	83.8	81.6	84	83.9	81.3	78.4	74.6	70.5	67.5	60	48.8	39.1							28	
30	76.1	75.4	77.9	79.2	77	74.3	71	67	65.1	59.5	48.7	39.1	30.9						30	
32	66	66	72.5	73.8	73	70.5	67.7	63.8	62.1	58.3	48.5	39	30.9	26.7	23.2				32	
34			67.6	69	69.2	67.2	64.5	61.6	59.3	56.1	48.2	38.9	30.9	26.6	23.1	24.8	23		34	
36			63.3	64.6	64.9	63.9	61.5	59.6	56.8	53.8	47.9	38.8	30.9	26.3	23	24.8	23	20.3	19.8	36
38			59.4	60.7	61.1	60.7	58.7	57.7	54.4	52	47.3	38.5	30.7	26.1	22.8	24.7	22.9	20.2	19.7	38
40			55.6	57	57.4	57	55.9	55.1	52.5	49.9	46.4	38.2	30.6	25.8	22.6	24.6	22.8	20.1	19.6	40
45			46.6	49	49.3	49.1	49.4	48.7	46.8	44.7	42.1	37.2	30.1	24.9	22.2	24.3	22.6	19.9	19.4	45
50				42.6	42.9	43	43.5	42.8	41.1	39.7	38.1	35.7	29.5	23.9	21.6	23.9	22.3	19.6	19.1	50
55				37.4	37.7	38.8	38.3	37.5	37	35.5	34.1	32.4	28.6	22.9	21	23.5	21.9	19.2	18.7	55
60				27.7	33.4	34.4	34	33.2	33	32.2	30.7	29.4	27.7	21.9	20.3	22.9	21.4	18.7	18	60
65					30.5	30.8	30.3	29.6	30.2	28.9	28.1	26.8	25.1	20.9	19.5	22.3	20.9	18.2	17.4	65
70					27.7	27.7	27.2	26.6	26.9	26.6	25.4	24	22.7	19.8	18.8	21.3	20.3	17.7	16.7	70
75						24.9	24.4	24.7	24	23.7	22.8	22.1	21.3	18.7	18	19.7	19.5	17.1	16.1	75
80						22.5	21.9	22.4	21.7	21.2	20.9	20.3	19.3	17.1	17.2	17.8	17.7	16.5	15.4	80
85						20.4	19.9	20.2	19.5	19	19	18.1	17.4	15.4	16.4	16.1	16.1	15.6	14.7	85
90							18.7	18.3	18.1	17.5	17	16.2	15.5	13.7	15.5	14.5	14.5	14.2	13.9	90
95							17.2	16.6	16.6	15.9	15.3	14.5	13.9	12.1	13.9	12.9	13	12.9	12.7	95
100							14	15.1	15.1	14.4	13.8	13	12.4	10.6	12.4	11.4	11.5	11.5	11.3	100
105								13.8	13.7	13	12.5	11.7	11.1	9.4	11.1	10.1	10.2	10.2	10	105
110								12.7	12.5	11.8	11.3	10.5	9.9	8.4	9.9	9	9.2	9.1	9	110
115									11.4	10.7	10.2	9.4	8.9	7.5	8.9	8.2	8.3	8.2	8.1	115
120									10.5	9.8	9.3	8.6	8.1	6.7	8.1	7.4	7.5	7.4	7.3	120
125									9.6	9	8.6	7.9	7.4	6	7.4	6.6	6.8	6.7	6.6	125
130										8.3	7.9	7.2	6.7	5.3	6.7	6	6.1	6	5.9	130
135										7.8	7.3	6.6	6.1	4.7	6.1	5.3	5.5	5.4	5.3	135
140										6.8	6.7	6	5.5	4	5.6	4.8	4.9	4.8	4.7	140
145											6.2	5.5	5	3.4	5	4.3	4.4	4.3	4.2	145
150											5.8	5.1	4.5	2.8	4.6	3.7	3.8	3.8	3.7	150
155												4.6	4	2.3	4.1	3.1	3.3	3.3	3.1	155
160												4.1	3.5	1.8	3.6	2.6	2.8	2.8	2.6	160
165												3.7	3		3.1	2.1	2.3	2.3	2.1	165
170													2.6		2.7		1.9	1.8		170
175													2.2		2.3					175
180													1.8		1.9					180

*± 0° over rear - en arriere

Lifting capacities

Forces de levage

T



Preliminary
Préliminaire

	40 ft	54 ft	68 ft	81 ft	95 ft	108 ft	121 ft	135 ft	148 ft	162 ft	176 ft	189 ft	196 ft	201 ft	202 ft	207 ft	214 ft	217 ft	
10	153.2	140	141.4	141	127.6														10
11	153.2	140	141.4	141	138.5														11
12	150.8	140	141.4	140.8	137.2														12
13	145.5	140	140	135.5	129.8	114.9													13
14	138.5	138.5	133.7	128.7	123.2	114.5													14
15	132.3	131.4	127.5	123.4	117.7	109.6	89.8												15
16	126.4	125.5	121.3	116.9	110.8	104.4	92.8												16
17	121	121.2	116.4	112.6	106.3	101.3	92.6												17
18	116	116.6	112	108.6	102.4	98.6	91.7												18
19	111.3	112.1	108	104.7	99.7	95.7	89.7	75.5											19
20	106.9	107.6	104.3	101.7	96.9	92.8	87.9	75.3											20
22	97.4	99.4	98.7	95.3	90.9	87.3	82.7	74.9	60.7										22
24	88.6	90.5	91.3	89.3	87.7	83.1	78.1	72.7	60.6	47.3									24
26	81	83.5	84.9	84.3	81.4	76.4	71.7	68.3	60.3	48.9									26
28	73.9	76.7	78.2	78.3	74.3	69.8	67.9	64	59	48.8	39.1								28
30	67.5	70.3	71.8	71.8	68.3	64.7	62.8	59.4	56.1	48.7	39.1	30.9							30
32	62	64.8	66.3	66	62.8	61.7	58.1	55	52.1	47.6	39	30.9	26.7	23.2					32
34		59.9	61.4	61	58.2	57.3	54	51.9	48.9	45.4	38.9	30.9	26.6	23.1	24.8	23			34
36		55.5	57	56.7	55	53.4	50.3	48.4	46	43.7	38.8	30.9	26.3	23	24.8	23	20.3	19.8	36
38		51.2	53	52.9	52.3	50	47.2	45.3	43.5	41.2	37.7	30.7	26.1	22.8	24.7	22.9	20.2	19.7	38
40		47.1	49	49.2	49	46.7	44.6	43.3	41.1	39.1	36.4	30.6	25.8	22.6	24.6	22.8	20.1	19.6	40
45		38.7	40.5	41.9	42.1	40.3	38.4	37.7	36.4	34.4	32.4	30.1	24.9	22.2	24.3	22.6	19.9	19.4	45
50			34.2	35.7	35.9	35	34.8	33.1	31.7	29.9	28.7	26.5	23.9	21.6	23.9	22.3	19.6	19.1	50
55			29.3	30.7	30.8	30.4	30.6	29	27.9	27.1	25.5	24.2	21.7	21	22.2	21.6	19.2	18.7	55
60			25.3	26.7	26.8	27.4	26.8	26.4	25.2	24	22.5	21.3	18.8	20.1	19.5	19.4	18.5	18	60
65			23.4	23.6	23.8	23.3	23.3	22.4	21.3	19.9	18.8	16.4	18.2	17.1	17	16.6	16.3		65
70			20.6	20.7	20.9	20.5	20.3	19.6	18.9	17.6	16.6	14.3	16.1	15	15	14.6	14.3		70
75				18.2	18.4	18	17.8	17.1	16.6	15.6	14.7	12.4	14.3	13.2	13.2	12.9	12.6		75
80				16.1	16.3	15.9	15.8	15.1	14.5	13.6	12.9	10.8	12.7	11.6	11.6	11.3	11.1		80
85				14.4	14.4	14.1	13.9	13.3	12.7	11.8	11.1	9.4	11.1	10.1	10.2	10	9.7		85
90					12.9	12.5	12.3	11.7	11.1	10.2	9.6	8.1	9.6	8.8	8.9	8.8	8.6		90
95					11.5	11.1	10.9	10.3	9.7	9	8.5	7	8.5	7.7	7.8	7.7	7.5		95
100					10.4	9.9	9.7	9.1	8.7	8	7.5	5.9	7.5	6.7	6.8	6.7	6.5		100
105						9	8.8	8.3	7.8	7.1	6.6	5	6.6	5.8	6	5.8	5.6		105
110						8.2	8	7.5	7	6.3	5.9	4.1	5.9	5	5.2	5	4.8		110
115							7.3	6.8	6.3	5.7	5.2	3.4	5.2	4.3	4.4	4.3	4.1		115
120							6.7	6.1	5.7	5	4.5	2.7	4.5	3.5	3.7	3.6	3.4		120
125							6.1	5.5	5.1	4.4	3.9	2	4	2.9	3	2.9	2.7		125
130								5	4.6	3.9	3.3		3.4	2.3	2.4	2.3	2.1		130
135								4.5	4	3.3	2.8		2.8		1.9				135
140								4	3.5	2.8	2.2		2.3						140
145									3	2.3			1.8						145
150									2.6	1.8									150

Lifting capacities

Forces de levage

T



85%

Preliminary
Préliminaire

	40 ft	54 ft	68 ft	81 ft	95 ft	108 ft	121 ft	135 ft	148 ft	162 ft	176 ft	189 ft	196 ft	201 ft	202 ft	207 ft	214 ft	217 ft	
10	153.2	140	141.4	141	127.6														10
11	153.2	140	141.4	141	138.5														11
12	149.7	140	141.4	140.8	137.2														12
13	142.9	140	140	135.5	129.8	114.9													13
14	136	136	133.7	128.7	123.2	114.2													14
15	129.8	129.8	127.5	123.4	117.3	107.9	89.8												15
16	124	123.9	121.3	116.9	109.4	100.6	92.1												16
17	117.3	118.4	116.4	110	101.6	96.5	88.8												17
18	110.5	111.6	109.6	102.7	98.2	90.6	84.2												18
19	104.4	105.6	101.9	96.5	91.7	85.3	79.3	73.2											19
20	98.7	100.6	97.1	91.1	85.9	80.4	77.2	71.3											20
22	87.9	89.5	86.7	82.1	76.9	73.9	69	64.2	59.3										22
24	78.5	79.9	77.1	73.1	70.9	66.8	62.5	58.8	54.3	47.3									24
26	70.2	71.1	69	66	64.2	60.5	57	53.6	50.2	45.3									26
28	61.1	63.9	62.3	60.6	58.4	55.1	51.8	49.7	46.6	42.9	38								28
30	53.7	57.5	56.6	55.9	53.5	50.2	48.4	46.1	43.6	40.5	36.9	30.9							30
32	47.6	51.4	51.7	51	48.8	46	44.9	42.3	40.1	37.5	34.7	30.9	26.7	23.2					32
34		46.2	47.2	46.7	44.9	43.8	41.4	39	37.1	34.9	32.3	29.6	26.5	23.1	24.8	23			34
36		41.6	43.3	43.1	41.4	40.5	38.4	37.1	35.1	33.2	31	28.1	25.6	23	24.7	23	20.3	19.8	36
38		37.5	39.7	39.8	38.6	37.6	35.6	34.5	32.7	30.9	28.9	26.8	24.4	22.8	24.6	22.9	20.2	19.7	38
40		34	36.2	37	35.9	34.9	33.4	32.2	30.4	28.8	26.9	25.3	22.6	22.6	23.3	22.6	20.1	19.6	40
45		27.1	29.1	30.7	30.3	29.6	28.4	27.4	25.8	24.4	22.7	21.3	18.7	20.8	19.5	19.5	18.8	18.3	45
50			23.9	25.4	25.6	25.3	24.3	23.5	22.1	20.8	19.3	18.1	15.6	17.7	16.4	16.4	15.8	15.5	50
55			19.9	21.2	21.4	21.6	21	20.3	19.1	18	16.5	15.4	13	15.1	13.8	13.9	13.4	13.1	55
60			16.7	17.9	18	18.3	17.9	17.7	16.6	15.5	14.2	13.1	10.8	12.9	11.6	11.7	11.4	11.1	60
65				15.2	15.3	15.5	15.2	15	14.2	13.4	12.2	11.2	8.9	11	9.8	9.9	9.6	9.4	65
70				13	13.1	13.3	12.9	12.8	12	11.4	10.4	9.6	7.3	9.4	8.2	8.3	8.1	7.8	70
75					11.2	11.4	11.1	10.9	10.2	9.7	8.9	8.1	5.9	8	6.8	6.9	6.7	6.5	75
80					9.6	9.8	9.5	9.3	8.8	8.3	7.6	6.8	4.7	6.8	5.6	5.7	5.6	5.3	80
85					8.5	8.6	8.3	8.2	7.7	7.2	6.5	5.7	3.6	5.6	4.5	4.6	4.5	4.3	85
90						7.7	7.4	7.2	6.7	6.2	5.5	4.7	2.5	4.7	3.5	3.7	3.5	3.3	90
95						6.8	6.5	6.4	5.8	5.4	4.6	3.8		3.8	2.6	2.8	2.7	2.4	95
100						6.2	5.8	5.6	5.1	4.6	3.8	3		3		1.9			100
105							5.1	5	4.4	4	3.1	2.2		2.2					105
110							4.6	4.4	3.8	3.4	2.4								110
115								3.8	3.2	2.7									115
120								3.2	2.6	2.1									120
125								2.7	2.1										125
130																			130

Lifting capacities

Forces de levage

T



85%

Preliminary
Préliminaire

	40 ft	54 ft	68 ft	81 ft	95 ft	108 ft	121 ft	135 ft	148 ft	162 ft	176 ft	189 ft	196 ft	201 ft	202 ft	207 ft	214 ft	217 ft	
10	153.2	140	141.4	141	127.6														10
11	153.1	140	141.4	141	138.5														11
12	149	140	141.4	140.8	136.3														12
13	141.6	140	140	135.5	127.1	112.2													13
14	134.7	134.7	133.6	125.3	116.4	104.5													14
15	128.2	128.2	127.5	117.6	106.5	99.9	89												15
16	120.5	121	116.5	107.3	100.7	93.3	85.8												16
17	113.2	113.7	106.6	99.8	94.4	87	81.1												17
18	106.6	105.6	99.4	94.7	87.6	81.9	77.8												18
19	100.3	98.3	93.2	88	82.3	78.9	73.1	67.5											19
20	93.9	91.6	86.8	82.8	78	74.4	68.7	64.5											20
22	82.8	80.7	77.5	73.1	70.7	66.2	61.8	57.5	52.8										22
24	72.1	70.9	68.5	66.6	63.2	59	55	52.1	48	44.3									24
26	62	62.8	61	59.7	56.5	52.8	51.2	47.7	44.7	41									26
28	53.7	55.7	54.6	53.7	50.9	49.2	46.4	43.5	41	38.1	35.4								28
30	46.7	49.7	49.1	48.5	46.3	44.8	42.3	40.5	38.2	35.7	32.9	29.9							30
32	40.6	44.7	44.4	44	42.4	41	39	37.4	35.1	33.1	30.6	28.2	25.4	23.2					32
34		39.7	40.4	40.3	39	37.7	35.9	34.4	32.4	30.5	28.4	26.6	23.6	23.1	23.7	22.5			34
36		35.4	37	37	35.9	34.8	33.1	31.8	29.9	28.2	26.1	24.5	21.7	22.7	22.4	21.9	20	19.4	36
38		31.8	33.9	34.1	33.1	32.2	30.7	29.5	27.8	26.1	24.2	22.7	19.9	21.9	20.7	20.5	19.4	18.9	38
40		28.7	30.9	31.6	30.7	29.9	28.6	27.4	25.8	24.3	22.5	21	18.3	20.5	19.1	19.1	18.3	17.8	40
45		22.6	24.6	26.1	25.7	25.1	24	23.2	21.6	20.3	18.7	17.4	14.9	17	15.7	15.7	15.2	14.9	45
50			19.9	21.2	21.5	21.3	20.4	19.7	18.4	17.2	15.7	14.5	12.1	14.2	12.9	13	12.6	12.3	50
55			16.2	17.5	17.7	17.9	17.4	16.9	15.7	14.6	13.2	12.1	9.8	11.9	10.6	10.7	10.4	10.2	55
60			13.4	14.5	14.7	14.9	14.6	14.4	13.4	12.5	11.2	10.1	7.8	10	8.7	8.8	8.6	8.4	60
65			12.2	12.3	12.5	12.2	12	11.3	10.5	9.4	8.5	6.2	8.3	7.1	7.2	7	6.8	6.8	65
70			10.2	10.3	10.5	10.2	10	9.4	8.9	7.9	7	4.7	6.9	5.7	5.8	5.6	5.4	5.4	70
75				8.8	9	8.7	8.6	8	7.5	6.6	5.7	3.5	5.6	4.4	4.5	4.4	4.2	4.2	75
80				7.7	7.8	7.6	7.4	6.9	6.4	5.4	4.6	2.2	4.5	3.3	3.5	3.3	3.1	3.1	80
85				6.7	6.8	6.6	6.4	5.9	5.4	4.4	3.6		3.5	2.2	2.4	2.3			85
90					6	5.7	5.6	5	4.6	3.5	2.7		2.7						90
95					5.3	5	4.8	4.3	3.7	2.6									95
100					4.7	4.3	4.2	3.6	3										100
105						3.6	3.5	3	2.3										105
110						3	2.9	2.3											110
115							2.3												115
120							1.8												120

Lifting capacities

Forces de levage

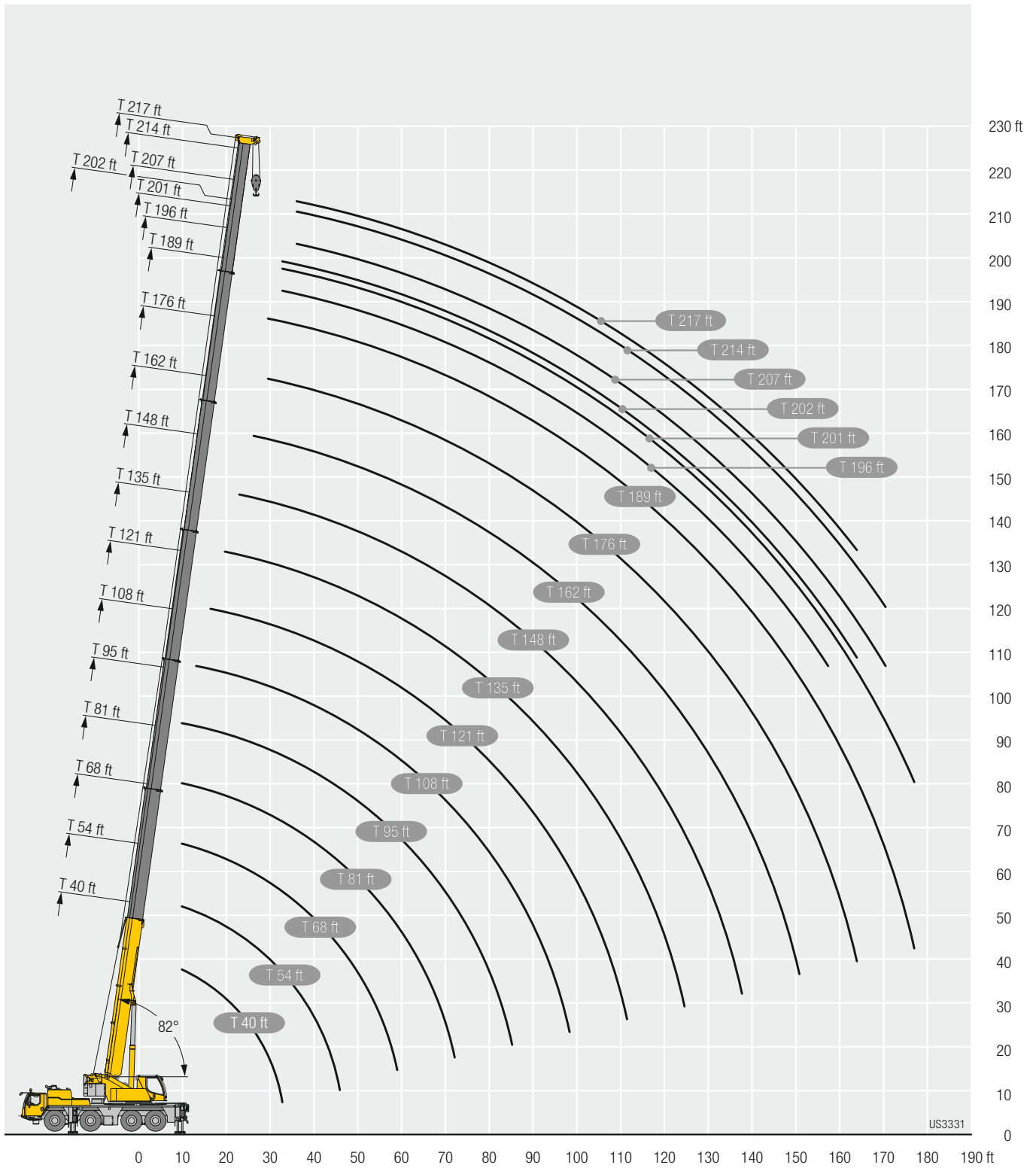
T



	40 ft	54 ft	68 ft	81 ft	95 ft	108 ft	121 ft	135 ft	148 ft	162 ft	176 ft	189 ft	196 ft	201 ft	202 ft	207 ft	214 ft	217 ft		
10	153.2	140	141.4	141	127.6															10
11	152.2	140	141.4	138.4	130.9															11
12	147.6	140	139.2	131.8	120.2															12
13	139.8	139.6	132	119.6	108.3	100.2														13
14	131.7	131.5	120.6	109.8	99.3	92.5														14
15	123	119.8	108.4	100.2	94	87.2	77.2													15
16	115.2	108.1	100.1	93.9	86.4	82.5	75.2													16
17	106.1	99.4	92.5	86.6	82.1	76.5	70.4													17
18	96.6	90.7	85.9	81.1	77.2	71.2	65.3													18
19	88	84.9	80.5	77	71.8	65.9	60.8	56.5												19
20	80.7	78.1	74.7	71.6	66.8	61.5	57.3	53.5												20
22	68.2	66.8	64.4	62	58.1	54.7	51.5	47.6	44.4											22
24	57.8	57.4	55.9	54.3	51.5	49.1	46.2	43.2	39.8	35.5										24
26	49.7	49.9	49.1	48.2	45.9	43.9	41.4	39.3	36.6	34.2										26
28	42.3	43.9	43.5	43.1	41.2	39.5	37.3	35.6	33.1	31	28.6									28
30	36.1	39	38.9	38.7	37.3	35.8	33.9	32.3	30.1	28.1	25.9	24								30
32	31.1	34.8	35	35	33.7	32.6	30.9	29.5	27.5	25.7	23.7	21.9	19	21.2						32
34		31	31.7	31.8	30.8	29.9	28.3	27.1	25.2	23.6	21.6	20	17.1	19.4	18	18				34
36		27.5	28.8	29.1	28.2	27.4	26	24.9	23.2	21.6	19.8	18.3	15.5	17.8	16.4	16.3	15.7	15.3		36
38		24.4	26.3	26.7	25.9	25.3	24	22.9	21.4	19.9	18.2	16.7	14.1	16.2	14.9	14.9	14.5	14.1		38
40		21.8	23.9	24.6	23.9	23.3	22.2	21.2	19.7	18.4	16.7	15.3	12.7	14.9	13.6	13.6	13.3	13		40
45		16.7	18.5	19.9	19.7	19.3	18.4	17.6	16.3	15.1	13.5	12.4	9.9	12	10.7	10.8	10.5	10.2		45
50			14.4	15.8	16	16.1	15.3	14.7	13.5	12.4	11	10	7.5	9.7	8.4	8.5	8.3	8		50
55			11.4	12.7	12.9	13.1	12.7	12.4	11.3	10.3	9	8	5.6	7.8	6.5	6.6	6.4	6.2		55
60			9.1	10.2	10.4	10.6	10.3	10.1	9.4	8.5	7.2	6.3	4	6.2	4.9	5	4.8	4.6		60
65				8.5	8.6	8.8	8.5	8.4	7.8	6.9	5.8	4.9		4.8	3.6	3.7	3.5	3.2		65
70				7.2	7.3	7.4	7.2	7.1	6.4	5.6	4.5	3.7		3.6	2.1					70
75					6.2	6.3	6.1	5.9	5.3	4.5	3.4	2.4		2.3						75
80					5.2	5.3	5.1	5	4.3	3.5	2.3									80
85					4.4	4.5	4.3	4.1	3.4	2.5										85
90						3.8	3.5	3.4	2.5											90
95						3.1	2.8	2.7												95
100						2.5	2	1.9												100
105																				105

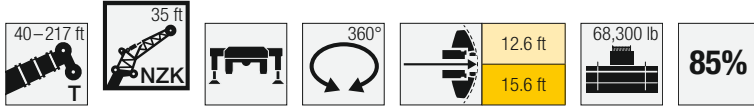
Lifting heights Hauteurs de levage

T



Lifting capacities Forces de levage

TNZK

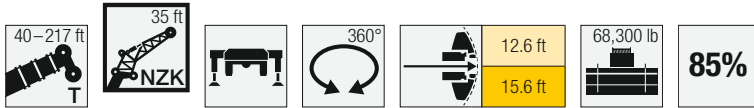


Preliminary
Préliminaire

↙	40 ft			121 ft			135 ft			148 ft			162 ft			176 ft			↘		
	0°	20°	40°	0°	20°	40°	0°	20°	40°	0°	20°	40°	0°	20°	40°	0°	20°	40°			
15	32.5	32.5																	15		
16	32.5	32.5																	16		
17	32.5	32.4																	17		
18	32.5	32.1																	18		
19	32.5	31.5																	19		
20	32.5	30.7																	20		
22	32.3	29.2		32.5															22		
24	31.3	27.8	21.6	32.5															24		
26	29.6	26.6	20.9	32.5			32.5												26		
28	28	25.4	20.2	32.5			32.5												28		
30	26.4	24.4	19.6	32.5	32.5		32.5			32.4									30		
32	24.8	23.4	19	32.5	32.3		32.5			32.3									32		
34	23.4	22.5	18.6	32.5	32		32.5	30.7		32.1									34		
36	22.2	21.7	18.1	32.5	31.4		32.5	30.3		32	28.4			27.3					36		
38	21	20.9	17.7	32.5	30.7	21.3	32.5	29.9		31.8	28.1			27.1				22.1	38		
40	20	20.2	17.3	32.5	30	21	32.5	29.5	21.1	31.5	27.8			26.9	24.9			22	40		
45	17.7	18.7	16.5	32.5	28.3	20.3	32.5	28.4	20.4	30.9	26.9	20.4		26.6	24.4			21.9	20.2	45	
50	15.9	17.5	16	32.5	26.7	19.6	32.4	27.1	19.7	30.2	26.2	19.7		26.2	23.9	19.5		21.5	20	50	
55	14.3	16.5	15.7	31.8	25.4	19	31.4	25.8	19.2	29.5	25.4	19.2		25.8	23.4	19		21	19.8	18.5	55
60	13.1	14.8	15.3	30.1	24.2	18.5	28.9	24.6	18.7	27.2	24.6	18.7		25.2	22.9	18.5		20.5	19.6	18.1	60
65	12.1	13	8.8	27.4	23.1	18	25.8	23.5	18.2	24.9	23.6	18.2		23	22.5	18.1		20.1	19.3	17.7	65
70				24.7	22.1	17.6	23.1	22.6	17.7	22.2	22.5	17.8		21	22	17.7		19.2	19.2	17.4	70
75				22	21.2	17.2	20.7	21.7	17.4	19.9	21.1	17.5		19.4	19.9	17.3		17.7	18.9	17.1	75
80				19.5	20.4	16.8	18.5	19.8	17	17.9	19.3	17.1		17.4	18.5	17.1		16.4	17.2	16.8	80
85				17.3	18.5	16.5	16.3	17.6	16.7	15.9	17.3	16.7		15.7	16.9	16.6		15.3	15.5	16.1	85
90				15.4	16.5	16.3	14.4	15.6	16.1	14	15.3	16.2		14	15.2	16.2		13.9	14.6	15	90
95				13.8	14.7	15.4	12.7	13.8	14.6	12.4	13.5	14.3		12.5	13.4	14.3		12.4	13.6	14	95
100				12.3	13.1	13.7	11.4	12.2	12.9	11.7	11.9	12.7		11.9	11.9	12.7		11.7	12	12.8	100
105				10.9	11.7	12.2	10.8	10.8	11.4	11.1	10.8	11.2		11.3	11.1	11.2		10.8	11.1	11.4	105
110				9.7	10.4	10.8	10.2	10.1	10.1	10.5	10.4	10.4		10.5	10.6	10.6		9.6	10.3	10.6	110
115				8.9	9.3	9.6	9.7	9.6	9.7	9.9	9.9	9.9		9.4	9.9	10.2		8.7	9.4	9.9	115
120				8.5	8.6	8.7	9.2	9.2	9.3	9.1	9.4	9.5		8.6	9.1	9.5		7.9	8.5	8.9	120
125				8.1	8.2	8.3	8.8	8.8	8.9	8.4	8.8	9		7.9	8.4	8.7		7.2	7.7	8.1	125
130				7.7	7.8	7.9	8.3	8.5	8.6	7.7	8.1	8.4		7.2	7.7	8		6.6	7	7.4	130
135				7.4	7.5	7.6	7.7	8	8.1	7.1	7.5	7.7		6.6	7	7.3		5.9	6.4	6.7	135
140				7.1	7.2	7.2	7.1	7.4	7.5	6.6	6.9	7.1		6.1	6.4	6.7		5.4	5.8	6.1	140
145				6.8			6.6	6.8	6.9	6	6.3	6.5		5.5	5.9	6.1		4.8	5.3	5.5	145
150							6.2	6.3	6.3	5.6	5.8	5.9		5	5.4	5.5		4.4	4.7	5	150
155							5.7	5.9	5.8	5.1	5.3	5.4		4.6	4.9	5		3.9	4.3	4.5	155
160							5.3			4.7	4.9	4.9		4.1	4.4	4.5		3.3	3.8	4	160
165										4.2	4.4	4.4		3.6	3.9	4		2.9	3.2	3.4	165
170										3.8	3.9	3.8		3.2	3.5	3.5		2.4	2.8	2.9	170
175										3				2.8				2			175
180														2.4							180
185														2.1							185

Lifting capacities Forces de levage

TNZK

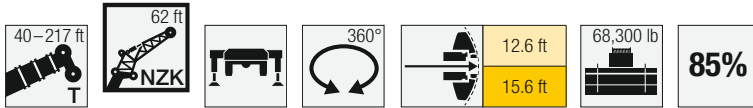


Preliminary
Préliminaire

↙	189 ft			201 ft			202 ft			214 ft			217 ft			↘
	35 ft			35 ft			35 ft			35 ft			35 ft			
	0°	20°	40°	0°	20°	40°	0°	20°	40°	0°	20°	40°	0°	20°	40°	
34	14.9															34
36	17.6															36
38	17.6			12.1			13									38
40	17.6			12.1			13			10.6						40
45	17.5			12			13			10.6			10.3			45
50	17.3	16.1		11.9	11.9		12.9	13		10.5			10.2			50
55	16.9	15.9		11.7	11.7		12.9	12.7		10.4	10.4		10.1	10.2		55
60	16.4	15.8	15.2	11.5	11.5	11.6	12.8	12.5	12.3	10.2	10.3		10	10		60
65	16.1	15.7	15.2	11.3	11.2	11.3	12.6	12.4	12.3	10.1	10.1	10.2	9.9	9.9	9.8	65
70	15.8	15.5	15.2	11	10.9	11.1	12.4	12.2	12.1	9.9	10	10	9.7	9.7	9.8	70
75	15.6	15.3	15.2	10.7	10.7	10.8	12.2	12	12.1	9.7	9.7	9.9	9.6	9.6	9.7	75
80	14.9	15.2	15	10.4	10.3	10.5	11.9	11.7	11.8	9.6	9.5	9.7	9.4	9.4	9.5	80
85	13.9	14.7	14.5	10.1	10	10.1	11.7	11.4	11.4	9.4	9.4	9.5	9.2	9.2	9.3	85
90	12.5	13.6	14	9.8	9.7	9.8	11.3	11.1	11.1	9.2	9.1	9.3	9	9	9.1	90
95	11.6	12.3	13.3	9.5	9.4	9.5	11	10.8	10.8	9	8.9	9	8.8	8.8	8.9	95
100	11.1	11.1	12	9.2	9.2	9.2	10.3	10.4	10.4	8.8	8.7	8.8	8.6	8.6	8.7	100
105	10.1	10.5	10.6	9	8.9	9	9.3	10	10.1	8.5	8.5	8.6	8.2	8.4	8.5	105
110	9.1	9.8	10	8.7	8.7	8.7	8.3	9.2	9.5	8	8.3	8.4	7.7	8.2	8.4	110
115	8.2	8.9	9.5	8.1	8.4	8.5	7.5	8.2	8.8	7.2	7.8	8.2	7	7.7	8.1	115
120	7.4	8.1	8.6	7.4	8	8.2	6.6	7.4	7.9	6.4	7.2	7.8	6.2	7	7.7	120
125	6.7	7.3	7.8	6.6	7.3	7.7	5.9	6.6	7.1	5.6	6.4	7	5.5	6.3	6.9	125
130	6.1	6.6	7	6	6.6	7	5.2	5.9	6.4	5	5.7	6.3	4.8	5.5	6.1	130
135	5.5	6	6.4	5.4	5.9	6.3	4.6	5.2	5.7	4.4	5	5.6	4.2	4.9	5.4	135
140	4.9	5.4	5.7	4.8	5.3	5.7	4	4.6	5.1	3.8	4.4	4.9	3.6	4.3	4.8	140
145	4.4	4.8	5.1	4.3	4.8	5.1	3.4	4	4.4	3.2	3.9	4.3	3.1	3.7	4.2	145
150	3.9	4.3	4.6	3.7	4.3	4.6	2.9	3.5	3.9	2.7	3.3	3.7	2.5	3.1	3.6	150
155	3.3	3.8	4.1	3.3	3.8	4.1	2.3	2.9	3.3	2.2	2.8	3.2	2.1	2.6	3	155
160	2.8	3.3	3.5	2.8	3.3	3.6	1.9	2.4	2.8		2.3	2.7		2.1	2.5	160
165	2.3	2.8	3	2.3	2.8	3		1.9	2.2		1.8	2.2			2	165
170	1.9	2.3	2.5	1.9	2.3	2.5										170
175		1.8	2		1.8	2.1										175

Lifting capacities Forces de levage

TNZK

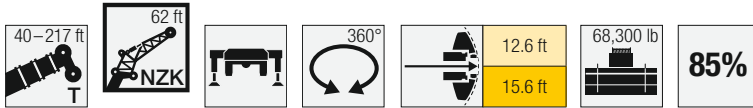


Preliminary
Préliminaire

↙	40 ft			121 ft			162 ft			148 ft			162 ft			↘
	0°	20°	40°	0°	20°	40°	0°	20°	40°	0°	20°	40°	0°	20°	40°	
11	15.6															11
12	15.5															12
13	15.4															13
14	15.3															14
15	15.1															15
16	15															16
17	14.8															17
18	14.6															18
19	14.4															19
20	14.2															20
22	13.8															22
24	13.4															24
26	13			15.5												26
28	12.6	10.6		15.5												28
30	12.2	10.2		15.3			14.7									30
32	11.8	9.9		15.2			14.6									32
34	11.4	9.7		15			14.5			13.7						34
36	11.1	9.4		14.8			14.3			13.6			12.4			36
38	10.7	9.2		14.6			14.2			13.5			12.4			38
40	10.4	9		14.3			14			13.4			12.3			40
45	9.7	8.6	7.7	13.8	10.2		13.6	10.2		13.1			12.2			45
50	9.2	8.2	7.4	13.2	9.8		13.1	9.8		12.7	9.7		11.9			50
55	8.7	7.9	7.2	12.6	9.4		12.6	9.5		12.3	9.4		11.6	9.3		55
60	8.1	7.6	7	12.1	9.2	7.6	12.1	9.2	7.6	11.9	9.2		11.4	9.1		60
65	7.6	7.4	6.9	11.6	8.9	7.5	11.7	9	7.5	11.5	9	7.5	11.1	8.8		65
70	7.1	7.2	6.8	11.1	8.7	7.4	11.2	8.7	7.4	11.1	8.8	7.4	10.8	8.7	7.3	70
75	6.6	7	6.8	10.6	8.5	7.3	10.8	8.5	7.3	10.8	8.6	7.3	10.4	8.5	7.3	75
80	6.2	6.9	6.8	10.2	8.3	7.2	10.3	8.3	7.2	10.4	8.4	7.2	10.1	8.3	7.2	80
85	5.8	6.9	6.8	9.8	8.1	7.1	10	8.2	7.1	10	8.2	7.1	9.8	8.1	7.1	85
90	5.5	6.8	6.8	9.4	7.9	7	9.7	8	7.1	9.7	8.1	7	9.6	8	7	90
95	5.2			9.1	7.8	7	9.4	7.8	7	9.5	7.9	7	9.3	7.9	7	95
100				8.9	7.6	6.9	9.1	7.7	6.9	9.2	7.8	6.9	9.1	7.7	6.9	100
105				8.6	7.5	6.9	8.8	7.6	6.9	9	7.6	6.9	8.9	7.6	6.9	105
110				8.3	7.4	6.8	8.6	7.5	6.8	8.7	7.5	6.8	8.6	7.5	6.8	110
115				8	7.3	6.8	8.3	7.4	6.8	8.4	7.4	6.8	8.2	7.4	6.8	115
120				7.7	7.2	6.8	8.1	7.3	6.8	7.8	7.3	6.8	7.8	7.3	6.8	120
125				7.4	7.1	6.8	7.4	7.2	6.8	7.4	7.2	6.8	7.6	7.2	6.7	125
130				7.1	7	6.8	7	7.1	6.8	7.2	7.1	6.7	7.4	7	6.7	130
135				6.8	6.9	6.8	6.8	6.9	6.8	7	6.9	6.7	7	6.9	6.7	135
140				6.3	6.9	6.8	6.6	6.7	6.8	6.8	6.8	6.7	6.6	6.8	6.7	140
145				6.1	6.4	6.6	6.4	6.5	6.6	6.5	6.6	6.7	6	6.7	6.7	145
150				5.9	6	6.1	6.2	6.3	6.5	6	6.4	6.6	5.6	6.2	6.5	150
155				5.6	5.7	5.9	6	6.1	6.2	5.6	6.1	6.3	5.1	5.7	6.1	155
160				5.4	5.5	5.6	5.7	5.9	6.1	5.2	5.7	6	4.7	5.2	5.6	160
165				5.2	5.3	5.4	5.3	5.7	5.8	4.8	5.2	5.5	4.3	4.8	5.1	165
170				5	5.1		5	5.3	5.3	4.4	4.8	5	3.9	4.4	4.7	170
175				4.2			4.6	4.9	4.9	4	4.4	4.6	3.4	4	4.2	175
180							4.3	4.5		3.6	4	4.1	3	3.6	3.8	180
185							3.9			3.2	3.6	3.6	2.7	3.1	3.3	185
190										2.9	3.2	3.1	2.3	2.7		190
195										2.6	2.8		2	2.3		195
200										2.3				2		200

Lifting capacities Forces de levage

TNZK

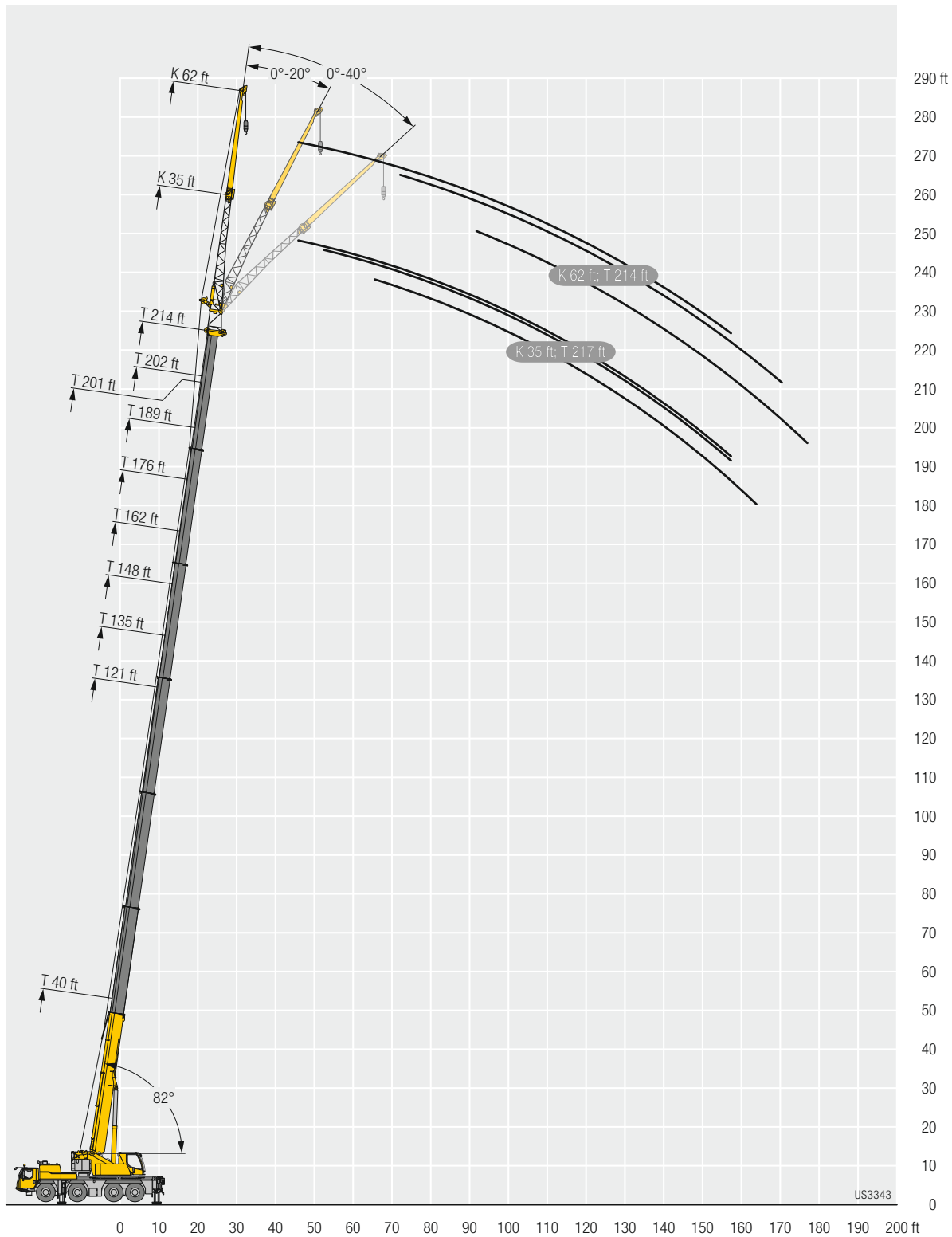


Preliminary
Préliminaire

40-217 ft T	176 ft 62 ft			189 ft 62 ft			201 ft 62 ft			202 ft 62 ft			214 ft 62 ft			40-217 ft T
	0°	20°	40°	0°	20°	40°	0°	20°	40°	0°	20°	40°	0°	20°	40°	
40	11			9.5												40
45	10.9			9.5			7.8			8.2			6.6			45
50	10.8			9.4			7.8			8.2			6.6			50
55	10.6	9		9.4			7.6			8.1			6.6			55
60	10.4	8.8		9.3	8.5		7.4			8			6.6			60
65	10.2	8.6		9.2	8.3		7.3	6.9		7.8	7.3		6.6			65
70	10	8.5		9.1	8.2		7.2	6.9		7.7	7.2		6.5	6.3		70
75	9.8	8.3	7.2	9.1	8		7	6.9		7.6	7.2		6.5	6.3		75
80	9.6	8.2	7.1	8.9	7.9	7	6.9	6.9		7.5	7.2		6.4	6.2		80
85	9.4	8	7	8.8	7.8	6.9	6.9	6.8	6.7	7.4	7.2	6.8	6.3	6.2		85
90	9.2	7.9	7	8.7	7.7	6.9	6.8	6.8	6.7	7.3	7.1	6.7	6.2	6.2	6.2	90
95	9	7.8	6.9	8.6	7.6	6.8	6.8	6.7	6.6	7.2	7.1	6.7	6.1	6.2	6.2	95
100	8.9	7.6	6.9	8.5	7.5	6.8	6.7	6.7	6.6	7.1	7.1	6.6	6.1	6.2	6.2	100
105	8.7	7.5	6.8	8.3	7.4	6.8	6.6	6.7	6.6	7.1	7.1	6.6	6	6.1	6.2	105
110	8.3	7.4	6.8	8.2	7.3	6.7	6.6	6.7	6.5	7	7	6.6	6	6.1	6.2	110
115	8.1	7.3	6.8	7.7	7.2	6.7	6.5	6.6	6.5	7	7	6.5	6	6.1	6.2	115
120	7.7	7.2	6.7	7.5	7.1	6.6	6.5	6.5	6.5	6.6	6.9	6.5	5.9	6.1	6.2	120
125	7.6	7.1	6.7	7.1	7.1	6.6	6.4	6.5	6.5	6.1	6.9	6.5	5.7	6	6.2	125
130	7.1	7	6.7	6.5	6.9	6.6	6.1	6.4	6.4	5.4	6.5	6.5	5.1	6	6.2	130
135	6.5	6.9	6.7	5.9	6.8	6.6	5.6	6.2	6.3	4.8	6.1	6.5	4.5	5.6	6.1	135
140	5.9	6.7	6.6	5.3	6.2	6.5	5	6.1	6.2	4.2	5.4	6.3	3.9	5.2	5.9	140
145	5.4	6.2	6.6	4.7	5.7	6.3	4.5	5.5	6	3.7	4.8	5.7	3.4	4.6	5.5	145
150	4.9	5.7	6.2	4.2	5.1	5.7	4	5	5.6	3.2	4.2	5.1	2.9	4	4.9	150
155	4.4	5.2	5.7	3.7	4.6	5.2	3.5	4.4	5.1	2.7	3.7	4.5	2.5	3.5	4.3	155
160	4	4.7	5.1	3.3	4.1	4.7	3	3.9	4.6	2.2	3.2	4	2	3	3.8	160
165	3.6	4.2	4.7	2.9	3.7	4.2	2.6	3.5	4.1	1.8	2.8	3.4		2.6	3.3	165
170	3.1	3.8	4.2	2.4	3.2	3.7	2.2	3	3.6		2.3	3		2.1	2.8	170
175	2.7	3.4	3.8	2	2.8	3.3	1.8	2.6	3.2		1.9	2.5			2.3	175
180	2.3	2.9	3.3		2.4	2.8		2.2	2.7			2			1.9	180
185	1.9	2.5	2.8		1.9	2.4		1.8	2.3							185
190		2.1	2.4			1.9			1.9							190

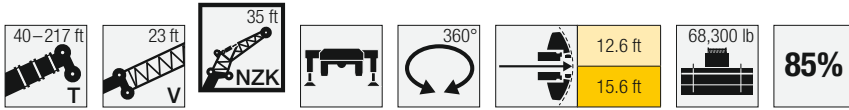
Lifting heights Hauteurs de levage

TNZK



Lifting capacities Forces de levage

TVNZK

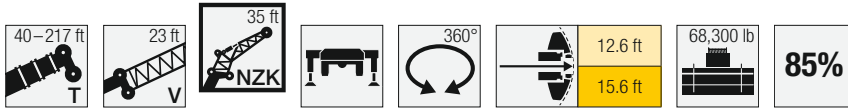


Preliminary
Préliminaire

Lift Height (ft)	40 ft + 23 ft			121 ft + 23 ft			135 ft + 23 ft			148 ft + 23 ft			162 ft + 23 ft			Lift Height (ft)
	35 ft			35 ft			35 ft			35 ft			35 ft			
	0°	20°	40°	0°	20°	40°	0°	20°	40°	0°	20°	40°	0°	20°	40°	
10	28.9															10
11	28.6															11
12	28.2															12
13	27.9															13
14	27.5															14
15	27.1															15
16	26.6															16
17	26.2															17
18	25.7	24														18
19	25.2	23.6														19
20	24.8	23.2														20
22	23.8	22.3		29.2												22
24	22.9	21.5		28.8			26.3									24
26	22.1	20.7		28.5			26.1									26
28	21.3	19.9	18.9	28.1			25.9			23			16.4			28
30	20.5	19.2	18.3	27.7			25.6			22.9			16.4			30
32	19.8	18.5	17.6	27.3			25.3			22.7			16.4			32
34	19.1	17.9	17.1	26.8	23.1		24.9			22.4			16.4			34
36	18.4	17.3	16.5	26.3	22.6		24.6			22.2			16.4			36
38	17.8	16.7	16	25.8	22.2		24.2	21.3		22			16.4			38
40	17.2	16.2	15.5	25.2	21.7		23.8	20.9		21.7	19.7		16.4			40
45	15.8	15	14.5	24	20.6	18.2	22.8	20		21.1	18.9		16.4	16.3		45
50	14.6	13.9	13.5	22.8	19.6	17.4	21.9	19.1	17.1	20.4	18.2	16.5	16.4	16		50
55	13.4	12.9	12.7	21.6	18.7	16.7	21	18.3	16.4	19.7	17.6	15.9	16.3	15.5	14.6	55
60	12.4	12	11.8	20.6	17.8	16	20.1	17.5	15.9	19	16.9	15.4	16.2	15.1	14.2	60
65	11.5	11.2	11.1	19.6	17	15.4	19.2	16.8	15.3	18.3	16.3	14.9	15.9	14.7	13.8	65
70	10.7	10.5	10.5	18.6	16.3	14.8	18.4	16.2	14.8	17.6	15.7	14.4	15.5	14.3	13.4	70
75	10.1	9.9	10	17.8	15.6	14.3	17.6	15.6	14.3	17	15.2	14	15.1	13.9	13	75
80	9.5	9.4	9.7	17	15	13.9	16.9	15	13.8	16	14.6	13.6	14.7	13.5	12.7	80
85	9	9.1	9.3	16.2	14.4	13.4	16	14.4	13.4	15.2	14.1	13.2	13.9	13.1	12.4	85
90	8.5	8.6		15.3	13.8	13	14.6	13.9	13	14	13.6	12.8	13.1	12.8	12.1	90
95				13.9	13.3	12.5	12.9	13.3	12.5	12.5	12.8	12.4	12.3	12.1	11.8	95
100				12.4	12.8	12.1	11.4	12.4	12.2	11	12	11.9	11	11.5	11.4	100
105				11.1	11.9	11.7	10.1	11	11.7	9.7	10.6	11.3	9.7	10.6	10.9	105
110				9.9	10.6	11.1	9	9.8	10.4	8.7	9.4	10.1	8.7	9.5	10.1	110
115				8.9	9.5	10	8.1	8.8	9.2	7.8	8.5	9	7.9	8.6	9.1	115
120				8.1	8.6	9	7.4	7.9	8.4	7.5	7.6	8.1	7.6	7.7	8.2	120
125				7.4	7.9	8.2	7.1	7.1	7.5	7.2	7.2	7.3	7.4	7.3	7.4	125
130				6.7	7.2	7.4	6.9	6.9	6.9	7	6.9	7	7	7.1	7.1	130
135				6.2	6.5	6.7	6.6	6.6	6.7	6.7	6.7	6.8	6.5	6.8	6.9	135
140				5.9	6	6.1	6.3	6.4	6.4	6.4	6.5	6.5	6	6.4	6.6	140
145				5.6	5.7	5.8	6.1	6.1	6.2	5.9	6.2	6.3	5.4	5.8	6.1	145
150				5.4	5.5	5.5	5.9	5.9	6	5.4	5.8	5.9	5	5.3	5.6	150
155				5.1	5.2	5.3	5.6	5.7	5.7	5	5.3	5.4	4.5	4.8	5.1	155
160				4.9	5		5.1	5.3	5.4	4.6	4.8	5	4	4.4	4.6	160
165				4.7	4.8		4.7	4.9	5	4.1	4.4	4.5	3.6	3.9	4.1	165
170				4.4			4.3	4.5		3.7	4	4.1	3.1	3.5	3.6	170
175							3.9	4.1		3.2	3.5	3.6	2.7	3	3.2	175
180							3.5			2.9	3.1		2.3	2.6	2.7	180
185							2.3			2.5	2.7		1.9	2.2	2.3	185
190										2.2	2.3			1.8	1.8	190
195										1.8						195

Lifting capacities Forces de levage

TVNZK

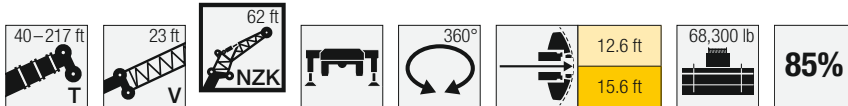


Preliminary
Préliminaire

↙	176 ft + 23 ft			189 ft + 23 ft			201 ft + 23 ft			202 ft + 23 ft			214 ft + 23 ft			↘
	35 ft			35 ft			35 ft			35 ft			35 ft			
	0°	20°	40°	0°	20°	40°	0°	20°	40°	0°	20°	40°	0°	20°	40°	
32	14.7															32
34	14.7															34
36	14.7			11.4												36
38	14.7			11.4			8.4			9						38
40	14.6			11.4			8.4			9						40
45	14.5			11.4			8.4			9			7.4			45
50	14.2	13.7		11.4	11.3		8.4			9			7.4			50
55	14	13.5		11.3	11.2		8.3	8.3		8.9	9		7.4			55
60	13.8	13.2	12.7	11.3	11.1	9.4	8.2	8.2		8.9	8.8		7.4	7.5		60
65	13.6	12.9	12.5	11.1	10.9	10.6	8.1	8.1	8	8.8	8.7	8.5	7.4	7.4		65
70	13.3	12.6	12.2	10.9	10.7	10.5	8	8	8	8.8	8.7	8.4	7.3	7.3	7.2	70
75	13	12.4	11.9	10.7	10.5	10.4	7.9	7.9	7.9	8.7	8.6	8.4	7.2	7.2	7.1	75
80	12.7	12.1	11.7	10.5	10.4	10.2	7.7	7.7	7.8	8.5	8.4	8.4	7.1	7.1	7.1	80
85	12.5	11.8	11.4	10.3	10.1	10.1	7.6	7.6	7.6	8.4	8.3	8.3	7	7	7.1	85
90	12	11.5	11.2	10.1	9.9	9.8	7.4	7.4	7.5	8.3	8.2	8.2	6.9	6.9	7	90
95	11	11.3	11	9.8	9.6	9.6	7.2	7.3	7.3	8.1	8.1	8.1	6.7	6.8	6.9	95
100	10	10.7	10.7	9.4	9.4	9.3	7.1	7.1	7.2	7.9	7.9	7.9	6.6	6.6	6.7	100
105	9.5	9.8	10.4	8.6	9	9.1	6.9	6.9	7	7.8	7.7	7.7	6.5	6.5	6.6	105
110	8.7	9.2	9.4	7.9	8.6	8.9	6.7	6.7	6.8	7.4	7.5	7.5	6.3	6.4	6.4	110
115	7.9	8.6	8.8	7.7	7.7	8.3	6.5	6.5	6.6	6.8	7.3	7.4	6.1	6.2	6.3	115
120	7.5	7.8	8.3	7.1	7.4	7.6	6.4	6.4	6.4	6	6.8	7.2	5.6	6.1	6.2	120
125	7.2	7.2	7.5	6.5	7.1	7.2	6	6.2	6.3	5.3	6.1	6.8	5	5.7	6	125
130	6.5	6.9	7.1	5.8	6.5	6.8	5.4	6	6.1	4.7	5.4	6	4.4	5.1	5.7	130
135	5.9	6.4	6.7	5.2	5.8	6.2	4.8	5.5	5.8	4	4.8	5.3	3.8	4.5	5	135
140	5.3	5.8	6.1	4.5	5.2	5.6	4.3	4.9	5.4	3.5	4.1	4.7	3.2	3.9	4.4	140
145	4.8	5.2	5.6	4	4.6	5	3.7	4.3	4.8	2.9	3.6	4.1	2.7	3.3	3.8	145
150	4.3	4.7	5	3.5	4	4.4	3.2	3.8	4.2	2.4	3	3.5	2.2	2.8	3.3	150
155	3.8	4.2	4.5	3	3.5	3.9	2.7	3.3	3.7	1.9	2.5	3		2.3	2.8	155
160	3.3	3.8	4	2.5	3	3.4	2.3	2.8	3.2		2	2.4		1.9	2.2	160
165	2.8	3.3	3.5	2.1	2.6	2.9	1.9	2.4	2.7			1.9			1.8	165
170	2.4	2.8	3		2.1	2.4		1.9	2.2							170
175	1.9	2.3	2.5			1.9			1.8							175
180		1.9	2.1													180

Lifting capacities Forces de levage

TVNZK

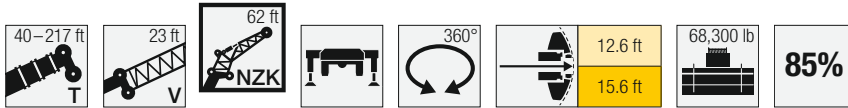


Preliminary
Préliminaire

↙	40 ft + 23 ft			121 ft + 23 ft			135 ft + 23 ft			148 ft + 23 ft			162 ft + 23 ft			↘
	62 ft			62 ft			62 ft			62 ft			62 ft			
	0°	20°	40°	0°	20°	40°	0°	20°	40°	0°	20°	40°	0°	20°	40°	
15	13.5															15
16	13.4															16
17	13.4															17
18	13.3															18
19	13.2															19
20	13.1															20
22	13															22
24	12.8															24
26	12.6															26
28	12.3															28
30	12.1															30
32	11.9	10		13.4												32
34	11.6	9.8		13.3												34
36	11.4	9.6		13.2			12.5									36
38	11.1	9.4		13.1			12.4			11.5						38
40	10.9	9.2		13			12.3			11.5						40
45	10.3	8.8		12.7			12.2			11.4			10.2			45
50	9.8	8.5	7.5	12.4	9.7		11.9	9.6		11.2			10.1			50
55	9.3	8.2	7.3	12	9.4		11.7	9.3		11	9.2		10			55
60	8.9	7.9	7.2	11.7	9.1		11.4	9.1		10.8	9		9.9	8.8		60
65	8.5	7.7	7	11.3	8.9	7.5	11.1	8.9	7.5	10.6	8.8		9.8	8.6		65
70	8.1	7.5	6.9	10.9	8.7	7.4	10.8	8.7	7.4	10.4	8.6	7.3	9.6	8.4		70
75	7.6	7.3	6.8	10.5	8.5	7.3	10.5	8.5	7.3	10.1	8.5	7.2	9.4	8.3	7.2	75
80	7.3	7.1	6.8	10.2	8.3	7.2	10.1	8.3	7.2	9.9	8.3	7.2	9.2	8.1	7.1	80
85	6.9	6.8	6.7	9.8	8.2	7.1	9.8	8.2	7.1	9.6	8.1	7.1	9	8	7	85
90	6.6	6.5	6.6	9.6	8	7	9.6	8	7.1	9.4	8	7	8.8	7.9	7	90
95	6.3	6.3	6.4	9.3	7.9	7	9.3	7.9	7	9.1	7.9	7	8.6	7.8	6.9	95
100	6.1	6	6.2	9.1	7.7	6.9	9.1	7.8	6.9	8.9	7.8	6.9	8.4	7.7	6.9	100
105	5.8	5.8	6.1	8.8	7.6	6.9	8.8	7.7	6.9	8.7	7.6	6.9	8.2	7.5	6.8	105
110	5.5	5.7	6	8.5	7.5	6.8	8.6	7.5	6.8	8.4	7.5	6.8	8	7.4	6.8	110
115	5.2	5.6		8.3	7.4	6.8	8.3	7.4	6.8	8.1	7.4	6.8	7.6	7.3	6.8	115
120				8	7.2	6.8	7.9	7.3	6.8	7.6	7.3	6.8	7.3	7.1	6.7	120
125				7.8	7.1	6.8	7.3	7.2	6.7	7	7.2	6.7	6.8	7	6.7	125
130				7.4	7	6.7	6.7	7.1	6.7	6.3	7	6.7	6.1	6.7	6.6	130
135				6.8	6.8	6.7	6.1	6.8	6.7	5.7	6.6	6.6	5.7	6.4	6.5	135
140				6.2	6.7	6.6	5.5	6.4	6.6	5.5	6.1	6.5	5.5	5.9	6.3	140
145				5.7	6.4	6.5	5.2	5.8	6.3	5.3	5.5	6.1	5.4	5.3	6	145
150				5.2	5.9	6.2	5	5.2	5.7	5.1	5.1	5.5	5.2	5.2	5.5	150
155				4.8	5.3	5.7	4.8	4.9	5.2	4.9	5	5	4.8	5	5.1	155
160				4.4	4.9	5.2	4.7	4.7	4.8	4.8	4.8	4.9	4.4	4.9	4.9	160
165				4.2	4.4	4.7	4.5	4.6	4.7	4.5	4.7	4.8	4	4.6	4.8	165
170				4	4.1	4.2	4.3	4.4	4.5	4.1	4.5	4.6	3.6	4.2	4.5	170
175				3.8	4	4.1	4.2	4.2	4.3	3.7	4.2	4.4	3.1	3.8	4.2	175
180				3.7	3.8		3.9	4.1	4.2	3.3	3.8	4.1	2.7	3.4	3.8	180
185				3.5	3.6		3.6	3.9	4	2.9	3.5	3.7	2.4	3	3.3	185
190				3.4	3.4		3.2	3.6		2.6	3	3.3	2	2.6	2.9	190
195				3.2			2.9	3.2		2.2	2.6	2.8		2.2	2.5	195
200							2.6	2.8		1.9	2.3	2.4		1.8	2.1	200
205							2.3	2.5			1.9					205
210							2									210

Lifting capacities Forces de levage

TVNZK

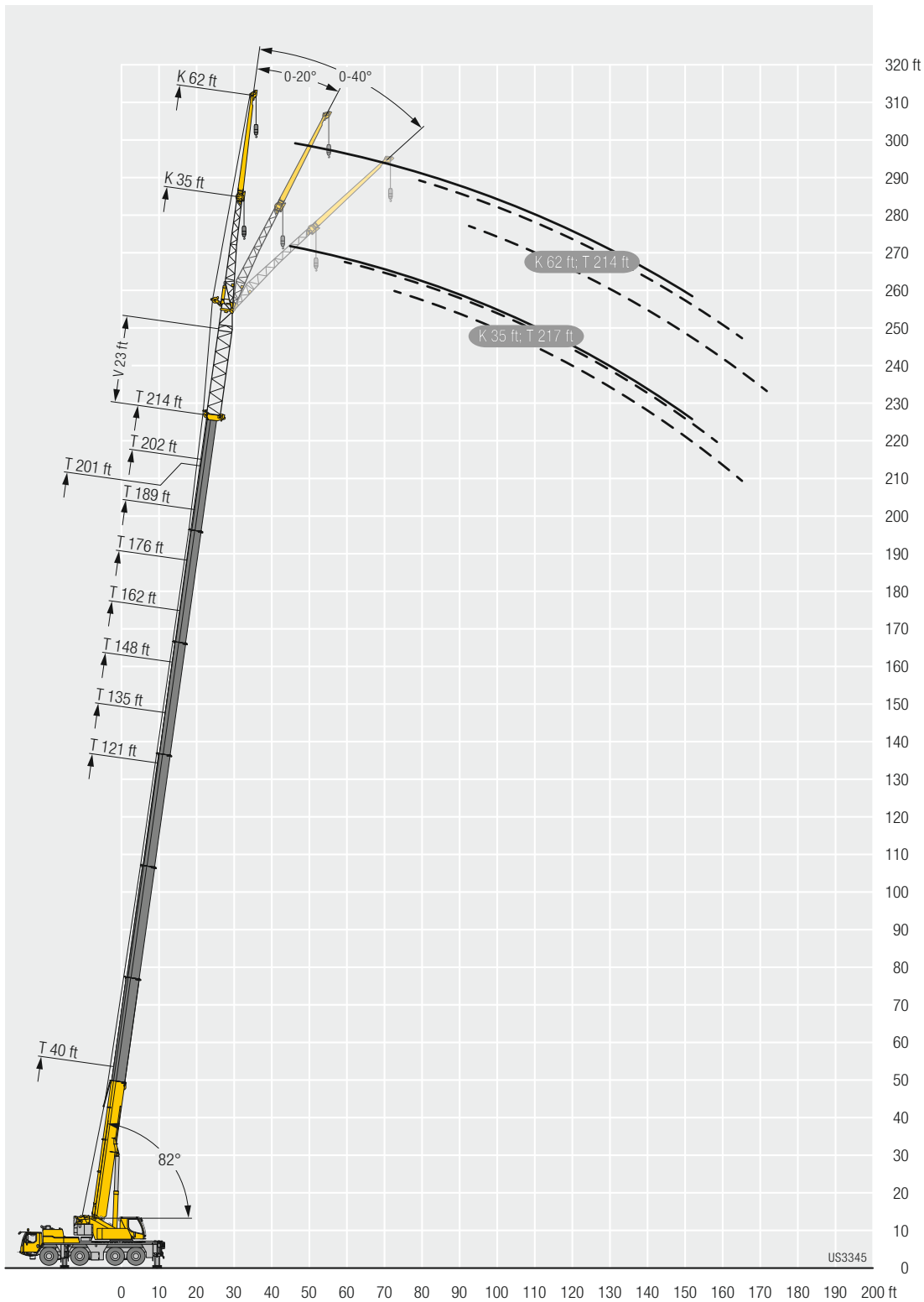


Preliminary
Préliminaire

↙	176 ft + 23 ft			189 ft + 23 ft			201 ft + 23 ft			202 ft + 23 ft			214 ft + 23 ft			↘
	62 ft			62 ft			62 ft			62 ft			62 ft			
	0°	20°	40°	0°	20°	40°	0°	20°	40°	0°	20°	40°	0°	20°	40°	
36	9.1															36
38	9.1															38
40	9			7.3												40
45	9			7.3			5.2			5.5			3.9			45
50	8.9			7.3			5.2			5.5			3.9			50
55	8.9			7.3			5.2			5.5			3.9			55
60	8.8			7.3			5.2			5.5			3.9			60
65	8.7	8		7.3	6.8		5.2			5.5			3.9			65
70	8.6	8		7.2	6.8		5.2	5.2		5.5	5.5		3.9			70
75	8.5	8		7.1	6.7		5.2	5.2		5.5	5.5		3.9	4.6		75
80	8.3	7.9	7	7	6.7		5.2	5.1		5.5	5.4		3.9	4.6		80
85	8.2	7.7	6.9	7	6.7	6.2	5.2	5.1		5.5	5.4		3.9	4.6		85
90	8	7.6	6.9	6.9	6.6	6.2	5.1	5	4.9	5.5	5.4	5.1	3.9	4.6		90
95	7.9	7.4	6.8	6.8	6.6	6.2	5.1	5	4.9	5.5	5.4	5.1	3.9	4.5	4.4	95
100	7.7	7.3	6.8	6.7	6.6	6.2	5	5	4.9	5.4	5.4	5.1	3.9	4.5	4.4	100
105	7.6	7.1	6.7	6.7	6.5	6.2	5	5	4.9	5.3	5.4	5.1	3.9	4.5	4.4	105
110	7.4	7	6.7	6.6	6.4	6.2	5	5	4.9	5.3	5.3	5.1	3.9	4.5	4.4	110
115	7.1	6.9	6.6	6.4	6.3	6.2	4.9	5	4.9	5.2	5.3	5.1	3.9	4.5	4.4	115
120	6.8	6.7	6.5	6	6.2	6.1	4.9	4.9	4.9	5.2	5.2	5.1	3.9	4.5	4.4	120
125	6.5	6.6	6.4	5.7	6.2	6.1	4.8	4.9	4.9	5.1	5.2	5.1	3.9	4.5	4.4	125
130	5.9	6.3	6.3	5.7	6	6	4.8	4.8	4.9	4.8	5.2	5.1	3.9	4.5	4.4	130
135	5.6	6.1	6.3	5.2	5.5	5.9	4.7	4.7	4.8	4.2	5.2	5.1	3.8	4.4	4.4	135
140	5.4	5.9	6	4.7	5.3	5.8	4.3	4.7	4.8	3.6	4.8	5.1	3.3	4.4	4.4	140
145	5	5.3	5.8	4.2	5.2	5.3	3.8	4.5	4.7	3.1	4.3	5	2.8	4	4.4	145
150	4.6	5.1	5.5	3.7	4.7	5.1	3.3	4.3	4.6	2.6	3.7	4.7	2.3	3.5	4.2	150
155	4.1	4.9	5	3.2	4.2	4.9	2.9	3.9	4.4	2.2	3.2	4.1		3	3.8	155
160	3.6	4.5	4.8	2.7	3.7	4.4	2.4	3.4	4.1		2.8	3.6		2.5	3.3	160
165	3.2	4	4.5	2.3	3.2	3.9	2	2.9	3.7		2.3	3.1		2.1	2.8	165
170	2.8	3.6	4.1	1.9	2.8	3.4		2.5	3.2		1.9	2.6			2.4	170
175	2.4	3.1	3.7		2.4	3		2.1	2.7			2.1			1.9	175
180	2	2.7	3.2		2	2.5			2.3							180
185		2.3	2.8			2.1										185
190		2	2.4													190
195			1.9													195

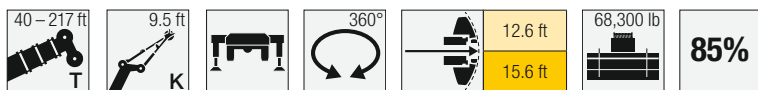
Lifting heights Hauteurs de levage

TVNZK



Lifting capacities Forces de levage

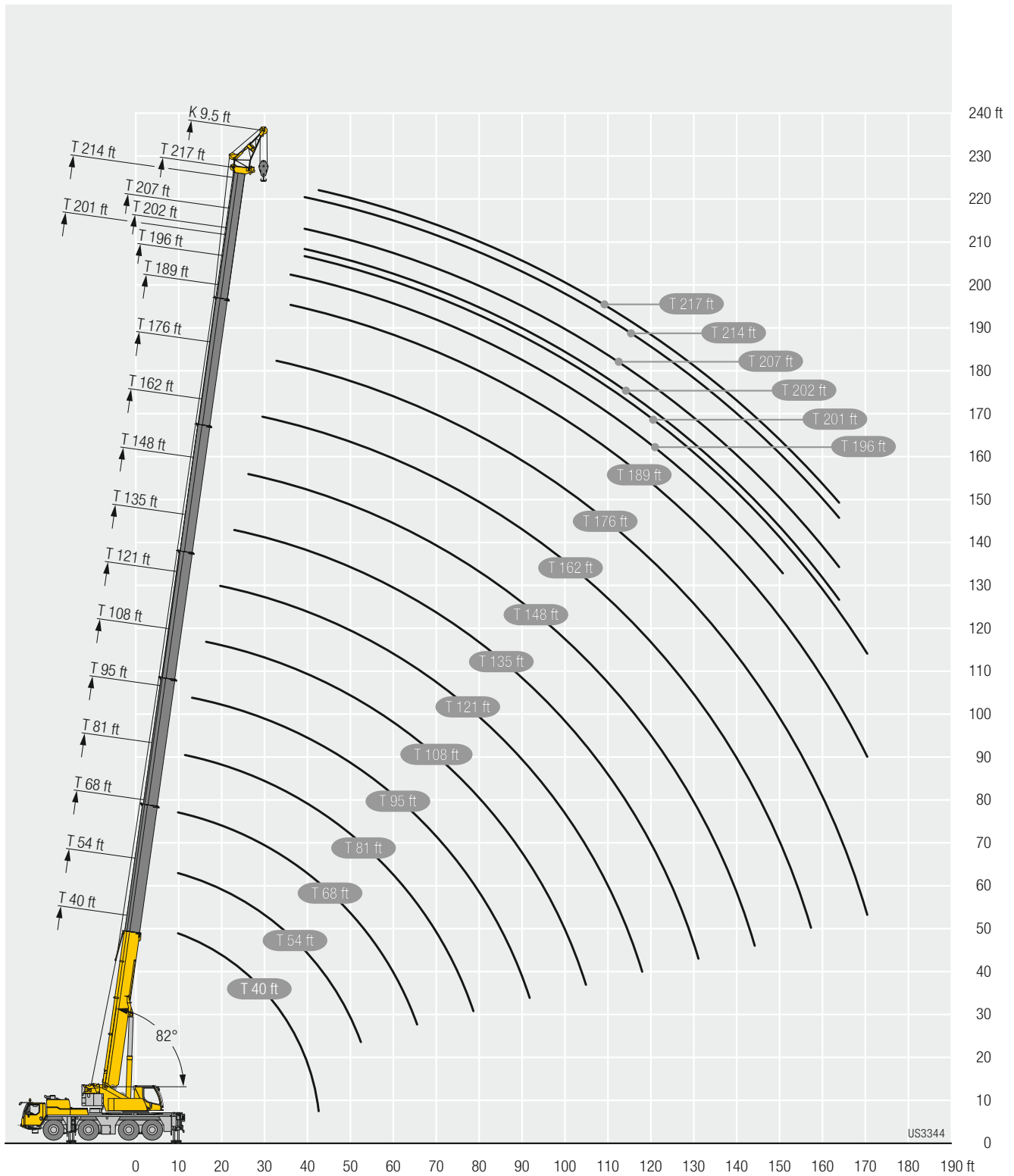
TK



	40 ft	54 ft	68 ft	81 ft	95 ft	108 ft	121 ft	135 ft	148 ft	162 ft	176 ft	189 ft	196 ft	201 ft	202 ft	207 ft	214 ft	217 ft	
	9.5 ft																		
10	64.1	64.1	64.1																10
11	64.1	64.1	64.1	64.1															11
12	64.1	64.1	64.1	64.1	64.1														12
13	64.1	64.1	64.1	64.1	64.1	64.1													13
14	64.1	64.1	64.1	64.1	64.1	64.1													14
15	64.1	64.1	64.1	64.1	64.1	64.1													15
16	64.1	64.1	64.1	64.1	64.1	64.1	64.1												16
17	64.1	64.1	64.1	64.1	64.1	64.1	64.1												17
18	64.1	64.1	64.1	64.1	64.1	64.1	64.1												18
19	64.1	64.1	64.1	64.1	64.1	64.1	64.1	64.1											19
20	64.1	64.1	64.1	64.1	64.1	64.1	64.1	64.1											20
22	64.1	64.1	64.1	64.1	64.1	64.1	64.1	64.1											22
24	64.1	64.1	64.1	64.1	64.1	64.1	64.1	64.1	64.1										24
26	64.1	64.1	64.1	64.1	64.1	64.1	64.1	64.1	64.1	64.1									26
28	64.1	64.1	64.1	64.1	64.1	64.1	64.1	64.1	63.7	51.6	36.3								28
30	64.1	64.1	64.1	64.1	64.1	64.1	64.1	63.9	61.1	51.4	41.9								30
32	64.1	64.1	64.1	64.1	64.1	64.1	62	58.5	51.1	41.8	33.8								32
34	64.1	64.1	64.1	64.1	63.7	62.8	59.3	56.3	50.7	41.6	33.8	24.3							34
36	63.3	63.8	64.1	63.4	62.3	60.3	56.7	53.8	50.1	41.4	33.7	26.4	22.9						36
38	59.4	60.3	60.6	61.7	60.2	57.8	54.3	51.5	48.4	41.1	33.5	26.3	22.8	19.6	21.2	19.4			38
40	55.6	56.6	57	58.1	57.6	55.3	52.2	49.4	46.4	40.8	33.3	26.1	22.7	19.5	21.2	19.4	17.2	16.8	40
45		48.5	49.9	50	49.7	48.7	46.7	44.4	42.4	39.7	32.6	25.8	22.2	19.1	21	19.2	17	16.6	45
50		42	43.4	43.6	43.2	42.4	40.8	40	38.6	36.3	31.8	25.4	21.4	18.6	20.6	18.9	16.8	16.4	50
55		36.7	38.2	38.3	37.9	37.1	37.2	35.9	34.1	32.6	30.6	24.9	20.6	18.1	20.3	18.6	16.5	16.1	55
60			33.8	33.9	33.5	33.4	33.5	32	30.8	29.5	27.7	24.2	19.7	17.6	19.9	18.3	16.1	15.8	60
65			30.1	30.2	29.8	30.6	29.8	29.2	27.7	26.4	25.1	23.5	18.9	17.1	19.4	17.9	15.8	15.4	65
70				27.1	27.4	27.4	26.6	26.1	25.2	24.3	23.3	21.7	18	16.5	18.9	17.5	15.4	14.8	70
75				24.2	25.1	24.6	23.6	23.5	23	22.4	21.1	19.6	17.1	15.9	18.3	17	14.9	14.3	75
80				21.8	22.6	22.1	21.3	21.3	21	20.1	19	18.2	16.2	15.3	17.1	16.4	14.4	13.7	80
85					20.5	19.8	19.4	19.1	18.8	17.9	17.8	16.9	14.9	14.6	15.5	15.3	13.9	13.2	85
90					18.5	17.9	18.1	17.3	16.8	16.7	15.9	15.2	13.4	14	14	14	13.3	12.6	90
95					16.9	16.2	16.4	15.6	15.2	15	14.2	13.6	11.9	13.3	12.5	12.6	12.3	11.9	95
100						14.9	14.8	14.4	14.1	13.5	12.7	12.1	10.4	12	11.1	11.2	11	10.9	100
105						14.1	13.5	13.4	12.7	12.2	11.3	10.7	9.2	10.7	9.8	9.9	9.8	9.7	105
110						10.7	12.3	12.1	11.5	10.9	10.1	9.6	8.2	9.5	8.8	8.9	8.8	8.6	110
115							11.2	11	10.4	9.8	9.1	8.6	7.3	8.6	7.9	8	7.9	7.8	115
120							10.2	10	9.4	9	8.3	7.8	6.5	7.8	7.1	7.2	7.1	7	120
125								9.2	8.7	8.2	7.6	7.1	5.7	7.1	6.3	6.4	6.4	6.2	125
130								8.6	8	7.6	6.9	6.4	5.1	6.4	5.7	5.8	5.7	5.5	130
135								8	7.4	6.9	6.3	5.8	4.4	5.8	5	5.1	5.1	4.9	135
140								6.8	6.4	5.7	5.2	4.7	3.7	5.2	4.5	4.6	4.5	4.4	140
145								6.3	5.8	5.2	4.7	4.1	3.1	4.7	3.9	4	3.9	3.8	145
150								5.2	5.4	4.7	4.2	3.6	2.5	4.2	3.3	3.5	3.4	3.2	150
155									4.9	4.1	3.6	2	3.7	2.7	2.9	2.9	2.7	2.7	155
160									4.4	3.6	3.1	2.1	3.1	2.2	2.4	2.3	2.2	2.2	160
165										3.2	2.6	2.7	2.7	1.9	1.8				165
170										2.7	2.1	2.2	2.2						170
175										2.3		1.8							175

Lifting heights Hauteurs de levage

TK



US3344

Equipment Equipment

Crane carrier

Frame	Liebherr designed and manufactured, box-type, torsion resistant design of hightensile fine grained structural steel.
Outriggers	4-point supporting system, hydraulically telescopic into horizontal and vertical direction. Operation with remote control, automatic support leveling, electronic inclination display.
Engine	6-cylinder Diesel, make Liebherr, watercooled, output 330 kW (449 h.p.), max. torque 1722 lb-ft. Exhaust emissions acc. to (EU) 2016/1628, EPA/CARB or ECE-R.96. Fuel reservoir: 145 gallons.
Transmission	ZF 12-speed gear box with automatic control system. ZF-intarder fitted directly to the gear. Two-stage transfer case with lockable transfer differential.
Axles	Low maintenance carrier axles, all 4 axles steered. Axle 2, 3 and 4 are equipped with planetary gears, all driven axles with transverse differential locks.
Cardan shaft	All cardan shafts with 70° diagonal toothing and maintenance free.
Suspension	All axles are mounted on hydropneumatic suspension – “Niveumatik suspension” and are lockable hydraulically.
Tyres	8 tyres, size: 445/95 R 25 (16.00 R 25).
Steering	2-circuit system with hydraulic servo steering. Active speed depending rear axle steering, special steering programs for various driving situations.
Brakes	Service brake: all-wheel servo-air brake, all axles are equipped with disc brakes, dual circuit. Parking brake: Spring brake actuator, acting on the wheels of the 2 nd to 4 th axle. Sustained-action brakes: Engine brake as exhaust retarder with Liebherr additional brake system ZBS. Intarder 3 in gearbox.
Driver's cab	Spacious corrosion resistant with comfort furnishings, mounted on rubber shock absorbers, safety glazing.
Electrical system	Modern data bus technique, 24 Volt DC, 2 batteries of 170 Ah each.

Crane superstructure

Frame	Liebherr-manufactured, torsionally rigid steel construction made from high-tensile fine-grain steel. Triple-roller slewing rim.
Crane drive	Diesel-hydraulic with axial variable displacement pumps with automatic capacity control, 1 double gear pump, driven by the carrier Diesel engine, open regulated oil circuits with electrically controlled “load sensing”, operation of 4 movements simultaneously.
Control	Electric “Load Sensing” control, simultaneous operation of 4 working motions, 2 self-centering hand control levers (joy-stick type).
Hoist gear	Axial piston fixed displacement motor, Liebherr hoist drum with integrated planetary gear and spring-loaded static brake.
Luffing gear	1 differential ram with pilot-controlled brake valve.
Slewing gear	Axial piston fixed displacement motor, planetary gear, spring-loaded static brake. Slewing gear invertible from released to locked as a standard feature.
Crane cab	Large screen area, compound glass, comfort furnishing, cabin tilttable 20° to rear.
Safety devices	LICCON2 safe load indicator, test system hoist limit switch, safety valves to prevent pipe and hose ruptures.

Telescopic boom	1 base section and 6 telescopic sections. All telescopic sections hydraulically extendable independent of one another. Rapid-cycle telescoping system TELEMATIK. Boom length: 40 ft – 217 ft.
Counterweight	44,100 lb
Electrical system	Modern data bus technique, 24 Volt DC, 2 batteries of 170 Ah each.

Additional equipment

K	Assembly jib 9.5 ft
K	Double swing-away jib 35 ft – 62 ft Adjustment 0°, 20°, 40°
NZK	Hydraulically adjustable swing-away jib 35 ft – 62 ft Hydraulically adjustment 0° – 40°
V	Telescopic boom extension 23 ft
2nd hoist gear	For two-hook operation or for operation with swing-away jib if the hoist rope shall remain reeved.
Additional counterweight	24,200 lb for a total counterweight of 68,300 lb.
Tyres	8 tyres, size 525/80 R 25 (20.5 R 25).

Other items of equipment available on request.

The pictures contain also accessories and special equipment not included in the standard scope of delivery.

Equipment Equipment

Châssis porteur

Cadre	Fabrication Liebherr, construction en caisson indéformable, en acier à haute résistance à grains fins.
Calage	Dispositif de calage horizontal et vertical en 4 points, entièrement déployable hydrauliquement. Utilisation avec commande à distance, mise à niveau automatique du calage, inclinomètre électronique.
Moteur	Moteur diesel, 6 cylindres, fabriqué par Liebherr, à refroidissement par eau, de 330 kW (449 ch), couple max. 1722 lb-ft. Emissions des gaz d'échappement conformes au directive (EU) 2016/1628, EPA/CARB ou ECE-R.96. Capacité du réservoir à carburant: 145 gallons.
Boîte de vitesse	Boîte de vitesses ZF à 12 rapports, mécanisme automatisé à commande. Ralentisseur hydrodynamique ZF directement accouplé à la boîte. Boîte de transfert à 2 étages avec blocage de différentiel.
Essieux	Essieux nécessitant peu d'entretien, les 4 essieux sont directeurs. Les essieux 2, 3 et 4 sont des essieux planétaires, tous les essieux moteurs avec différentiel transversal.
Arbres articulés	Tous les flasques de croisillons avec denture en croix 70° et sans entretien.
Suspension	Suspension hydropneumatique «Niveumatik» – sur tous les essieux. Chaque essieu peut être bloqué hydrauliquement.
Pneumatiques	8 pneus de taille: 445/95 R 25 (16.00 R 25).
Direction	2 circuits avec direction assistée hydraulique. Direction active des essieux arrière et dépendante de la vitesse, programmes de direction spéciaux pour les différents modes de déplacement.
Freins	Freins de service: servofrein à air comprimé, tous les essieux sont munis de freins à disque, à 2 circuits. Frein à main: ressort accumulé agissant sur les roues des essieux 2 à 4. Freins continus: frein moteur par clapet sur échappement avec système de ralentissement Liebherr ZBS. Ralentisseur 3 monté sur boîte de vitesse.
Cabine	Spacieuse cabine, traitement anticorrosion, équipement «grand confort», suspension par silentbloks, vitrage de sécurité.
Installation électrique	Technique moderne de transmission de données par BUS de données, courant continu 24 Volts, 2 batteries de 170 Ah chacune.

Partie tournante

Cadre	Fabrication Liebherr, construction soudée indéformable, en acier à grain fin haute résistance. Couronne d'orientation à triple rangée de rouleaux.
Entraînement	Diesel hydraulique avec pompes à débit variable et régulation de puissance automatique, 1 pompe à engrenages double, entraînés par le moteur Diesel du porteur, circuits hydrauliques ouverts avec «load sensing», régulé électriquement. 4 mouvements simultanés praticables.
Commande	Direction électrique «Load Sensing», 4 mouvements de travail dirigeable simultanément, deux leviers de commande à 4 positions et à autocentrage.
Mécanisme de levage	Moteur à cylindrée constante et à pistons axiaux. Treuil de marque Liebherr équipé d'un engrenage planétaire et d'un frein d'arrêt commandé par ressort.

Mécanisme de levage	1 vérin différentiel avec clapet de frein commandé.
Dispositif de rotation	Moteur à cylindrée constante à pistons axiaux, engrenage planétaire, frein d'arrêt commandé par ressort. Orientation de série commutable en circuit hydraulique ouvert ou fermé (freinage automatique ou au pied).
Cabine de grue	Large champ de vision, vitrage de sécurité, équipement pour un confort idéal, cabine inclinable de 20° vers l'arrière.
Dispositif de sécurité	Contrôleur de charge «LICCON2», système test limitation de la course pour le levage, soupape de sûreté contre la rupture de tubes et de tuyaux.
Flèche télescopique	1 élément de base et 6 éléments télescopiques. Tous les éléments télescopiques indépendamment les uns des autres. Système de télescopage séquentiel rapide, TELEMATIK. Longueur de flèche: 40 ft – 217 ft.
Contrepoids	44,100 lb
Installation électrique	Technique moderne de transmission de données par BUS de données. Courant continu 24 Volts, 2 batteries de 170 Ah chacune.

Equipment supplémentaire




































K	Fléchette de montage 9.5 ft
K	Double fléchette pliante 35 ft – 62 ft Positionnement à 0°, 20°, 40°
NZK	Fléchette pliante à positionnement hydraulique 35 ft – 62 ft Positionnement hydraulique à 0° – 40°
V	Rallonge flèche télescopique 23 ft
2ème mécanisme de levage	Pour l'utilisation du deuxième crochet, ou bien pour une utilisation avec fléchette pliante lorsque le câble de levage principal rest mouffé.
Contrepoids additionnel	24,200 lb pour un contrepoids total de 68,300 lb.
Pneumatiques	8 pneus. Taille: 525/80 R 25 (20.5 R 25).

Autres équipements supplémentaires sur demande.

Les figures contiennent également des accessoires et des équipements spéciaux non inclus de série dans la livraison.

Description of symbols

Explication des symboles

	Max. capacity Capacité max.		Rope length Longueur du câble
	Max. lifting capacity Capacité max.		Max. single line pull Effort au brin maxi.
	Max. radius Portée max.		Hoist gear Treuil de levage
	Tyres Pneumatiques		Slewing speeds Vitesses d'orientation
	Hookblock / Capacity Moufle à crochet / Capacité de charge		Boom length Longueur de la flèche
	No. of sheaves Poulies		Boom position Position de la flèche
	No. of lines Brins		Counterweight Contrepoids
	Weight Poids		Counterweight radius Rayon de contrepoids
	Crane carrier Châssis porteur		Page Page
	Driving speed Vitesse de translation		Outriggers Calage
	Gradability Aptitude à graver les pentes		Slewing gear / Working area Mécanisme d'orientation / Plage de travail
	Transmission Boîte de vitesse		Standard Norme
	Gear Vitesse		Radius Portée
	Driving speed – Onroad gear Vitesse de translation – Vitesse de route		Telescopic boom Flèche télescopique
	Driving speed – Crawl speed Vitesse de translation – Marche lente		Hydraulic swing away jib Fléchette pliante hydraulique
	Crane superstructure Partie tournante de la grue		Telescopic boom extension Rallonge flèche télescopique
	infinitely variable en continu		Assembly jib Fléchette de montage
	Rope diameter Diamètre		

Remarks

1. The lifting capacities do not exceed 85 % of the tipping load according to ASME B 30.5. The crane's structural steelwork is in accordance with EN 13000 and ASME B 30.5.
2. For the calculation of the load charts at least a wind speed of 30 ft/s (9 m/s, 20 mph) and regarding the load a sail area of 1 m² per ton load and a wind resistance coefficient of 1.2 on the load have been taken into account. For lifting of loads with large sail areas and/or high wind resistance coefficients the maximum wind speed as stated in the load charts has to be reduced.
3. The lifting capacities stated are valid for lifting operation only (corresponding with crane classification according to ISO 4301-1, crane group A1).
4. Lifting capacities are given in kips.
5. The weight of the hook blocks and hooks must be deducted from the lifting capacities.
6. Working radii are measured from the slewing centre.
7. The stated lengths of the telescopic boom are maximum values and may deviate slightly.
8. The lifting capacities given for the telescopic boom apply if the folding jib is removed.
9. Subject to modification of lifting capacities.
10. Lifting capacities above 153,200 lb / 181,200 lb only with additional pulley block/special equipment.
11. The data of this brochure serves only for general information. All information is provided without warranty. Instructions for the correct commissioning of the crane please take from the operation manual and the load chart book.

Remarques

1. La capacité de charge ne doit pas dépasser 85 % de la charge de basculement conformément à ASME B 30.5. La structure métallique de la grue est conforme à EN 13000 et ASME B 30.5.
2. Une vitesse de vent de 30 ft/s (9 m/s, 20 mph) minimum, une surface de prise au vent de 1 m² par tonne ainsi qu'un coefficient de résistance au vent de la charge 1,2 sont pris en compte pour le calcul des tableaux de charge. Lorsque des charges ayant une surface de prise au vent et/ou un coefficient de résistance au vent plus élevé(e)s sont levées, la vitesse de vent maximale indiquée dans les tableaux de charge doit être réduite.
3. Forces de levage pour application de grue de montage (correspond à la classification de grues selon ISO 4301-1, groupe de grues A1).
4. Les forces de levage sont données en kips.
5. Les poids des moufles et crochets doit être soustrait des charges indiquées.
6. Les portées sont calculées à partir de l'axe de rotation.
7. Les longueurs indiquées pour la flèche télescopique sont des valeurs maximales et peuvent légèrement varier dans la réalité.
8. Les charges indiquées pour la flèche télescopique sont valables lorsque la fléchette pliante est démontée.
9. Charges données sous réserve de modification.
10. Forces de levage plus de 153,200 lb / 181,200 lb seulement avec moufle additionnel/équipement supplémentaire.
11. Les données de cette brochure sont données à titre informatif. Ces renseignements sont sans garantie. Les consignes relatives à la bonne mise en service de la grue sont disponibles dans le manuel d'utilisation et le manuel de tableaux de charge.

Proposition 65



WARNING: This product can expose you to chemicals, including exhaust emissions, including lead and lead compounds, which are known to the State of California to cause cancer, birth defects or other reproductive harm.
For more information see: www.P65warnings.ca.gov/diesel

Subject to modification / Sous réserve de modifications